





The three steps of your FP&A Cloud journey



Uncover the steps you need to take to get up and running in the Cloud.




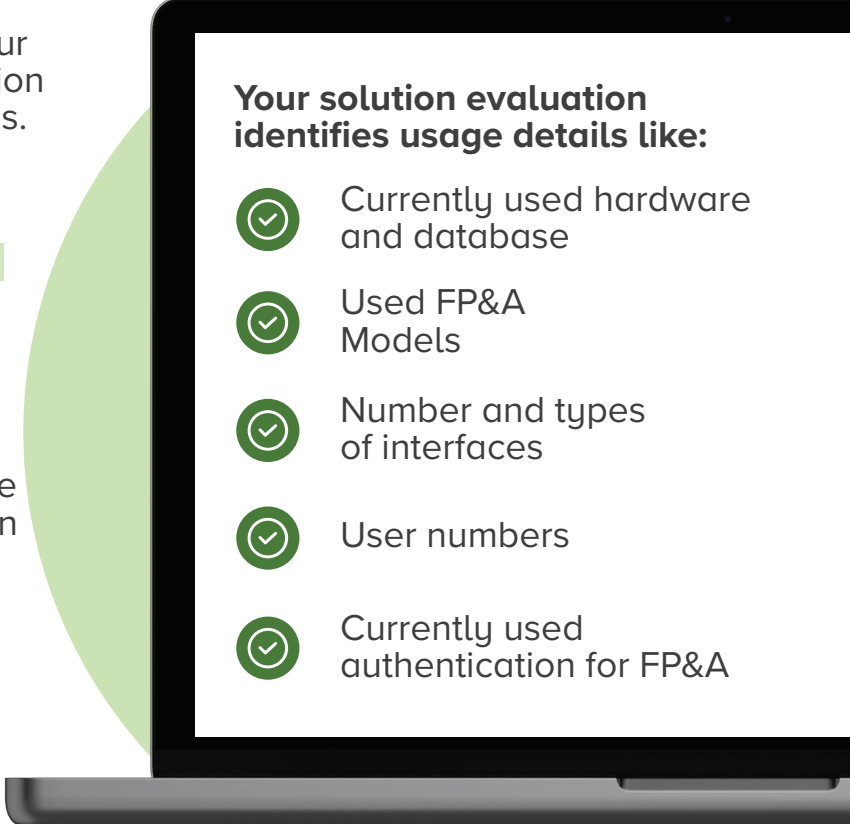
Cloud journey benefits

 <p>A high-speed journey to the Cloud</p>	 <p>Your migration project included in your SaaS fee</p>	 <p>A transition process with minimal disruption</p>	 <p>A clear project overview with full transparency</p>
---	---	--	--






Step 1: Engaging

-  **Define your needs**
Before starting, we'll work with you to identify the available information you have about your organization to set your migration project's initial scope and needs.
-  **Cloud migration assessment**
Your Cloud journey begins with a **Cloud Migration Assessment**. This evaluates how ready you are to move to Cloud, creating a detailed migration proposal with next steps.

Doing this gives you a complete insight into your current solution environment and a clear path for you to make a move over to Cloud.
-  **Solution agreement**
Following the assessment, we provide you with a clear onboarding plan that includes your migration project with timeframes and responsibilities clearly defined upfront.










Your solution evaluation identifies usage details like:

-  Currently used hardware and database
-  Used FP&A Models
-  Number and types of interfaces
-  User numbers
-  Currently used authentication for FP&A

Step 2: Onboarding

Plan and prepare
Kick-off meeting | Future Cloud platform creation | Migration prep

Transform

1. Cloud transformation <ul style="list-style-type: none"> System upgraded to current FP&A release	2. Migrating your solution <ul style="list-style-type: none"> Install DB on Unit4 Cloud Set-up and test interfaces Performance tests and Integration tests
3. User <ul style="list-style-type: none"> System test of updated Unit4 system Ensure critical business processes are running as expected	4. Validation & approval <ul style="list-style-type: none"> Support during cutover

Deploy
Go live

Step 3: Business as usual



After you go live, you will receive ongoing support from your Unit4 Customer Success Manager.

Start your journey to the Cloud today with your Cloud Migration Assessment.

[Learn more & sign up](#)