

## Introducing App Studio

UNIT4

A new feature for the Unit4 Extension Kit, making customization easier.




1

## Welcome

**We've recently announced the general availability of App Studio – a new feature for the Unit4 Extension Kit that can help you streamline your development and automation efforts.**

**In this webinar we will discuss:**



- What is App Studio?
- Who is it App Studio for?
- Use cases
- Demo
- Q&A



UNIT4

2

# Your host today



**Rafael Artacho**  
Product Director, Unit4

---


UNIT4

3

\_\_\_\_\_

**App Studio** is a customization **tool** that **extends**  
**ERPx** with **new screens** and **Apps**

\_\_\_\_\_




---

UNIT4

4

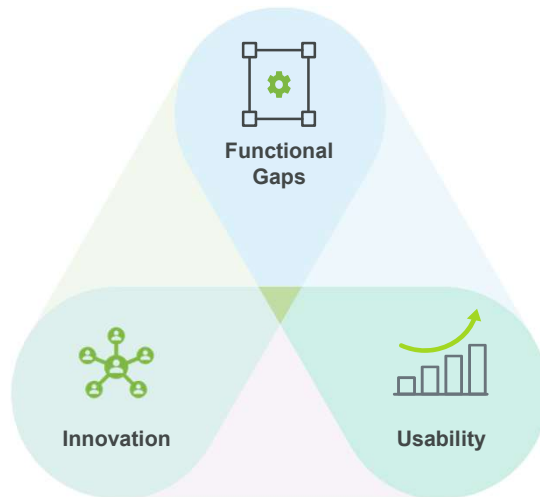
## A different approach...



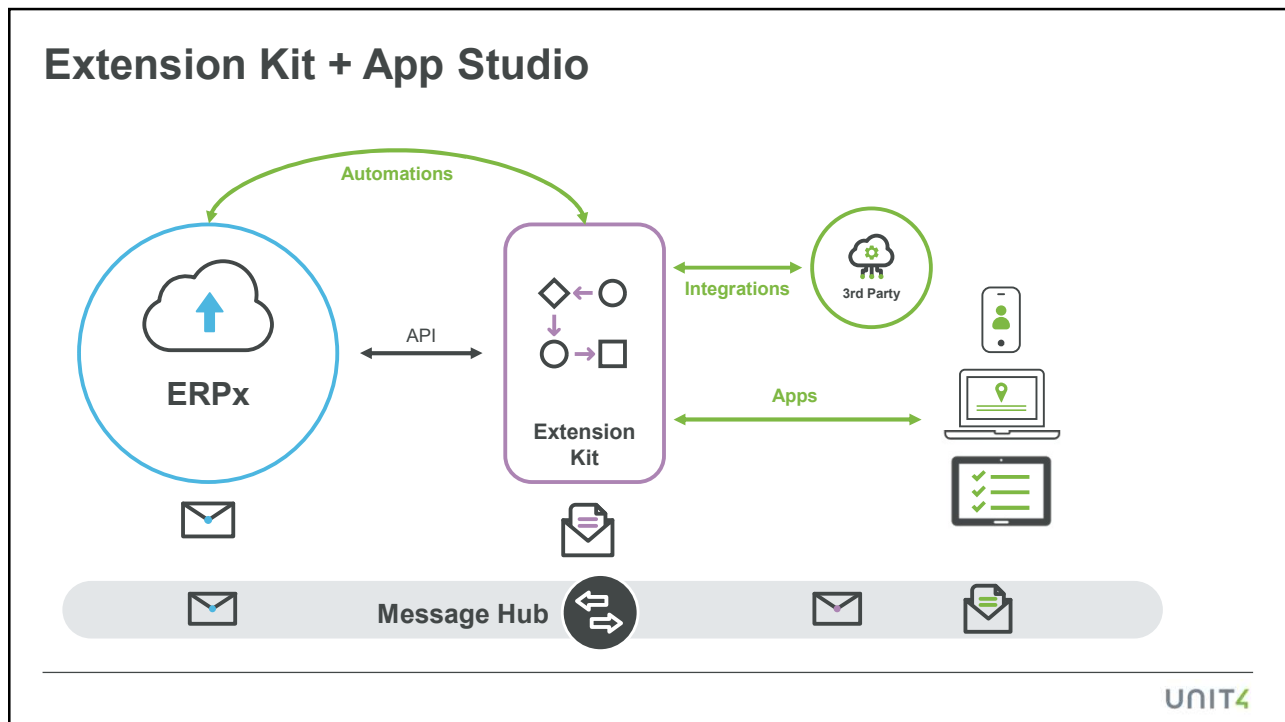
Old customization methods	Extension Kit
 Modify the code and the data base	 Adds new services to the ecosystem
 Increase complexity	 Leverages the capabilities of the Platform
 Higher costs	 Out of the box solutions
 Difficult and Expensive Updates	 Fully compatible to new upgrades and releases

5

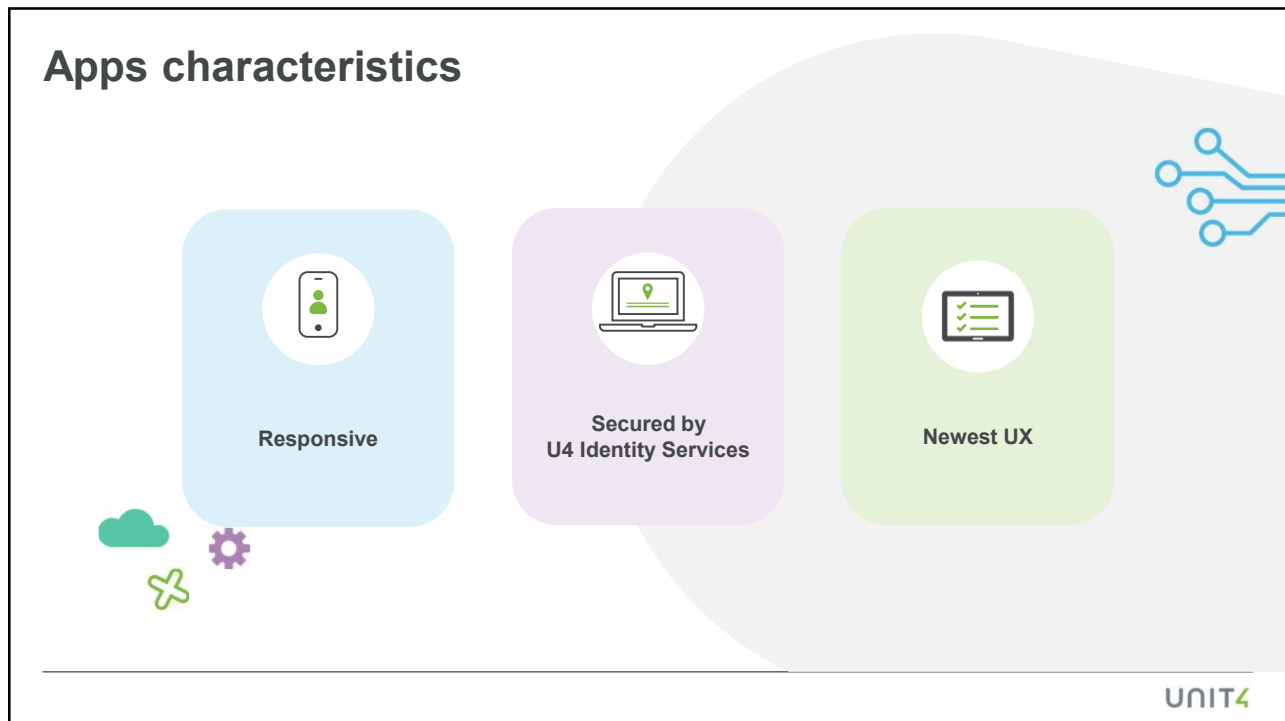
## Customization is still needed...




6



7




8




### Who is App Studio for?


- Business users**
  - Forms
- Technical consultants and Admins**
  - Integration with 3<sup>rd</sup> Parties
  - Data transformation (scripting)
  - Complex validations and interactions



9



## App Studio Use Cases



10

## Use cases

**A reduced version of the Credit invoice screen with prepopulated fields and custom validations**

- Reduce the complexity of the task
- Avoid accounting errors



UNIT4

11

## Use cases

**„Companies' hub“ that connect to external sources (D&B, Chamber of commerce, sanction lists,...) to create customers and suppliers**

- Saves user time
- Avoid manual errors
- Inform decisions



UNIT4

12

## Use cases

### New Supplier invoice and Incoming invoice forms that display/ hide fields depending on the customer's region

- Enables localizations
- Reuses solutions



UNIT4

13

## Use Cases

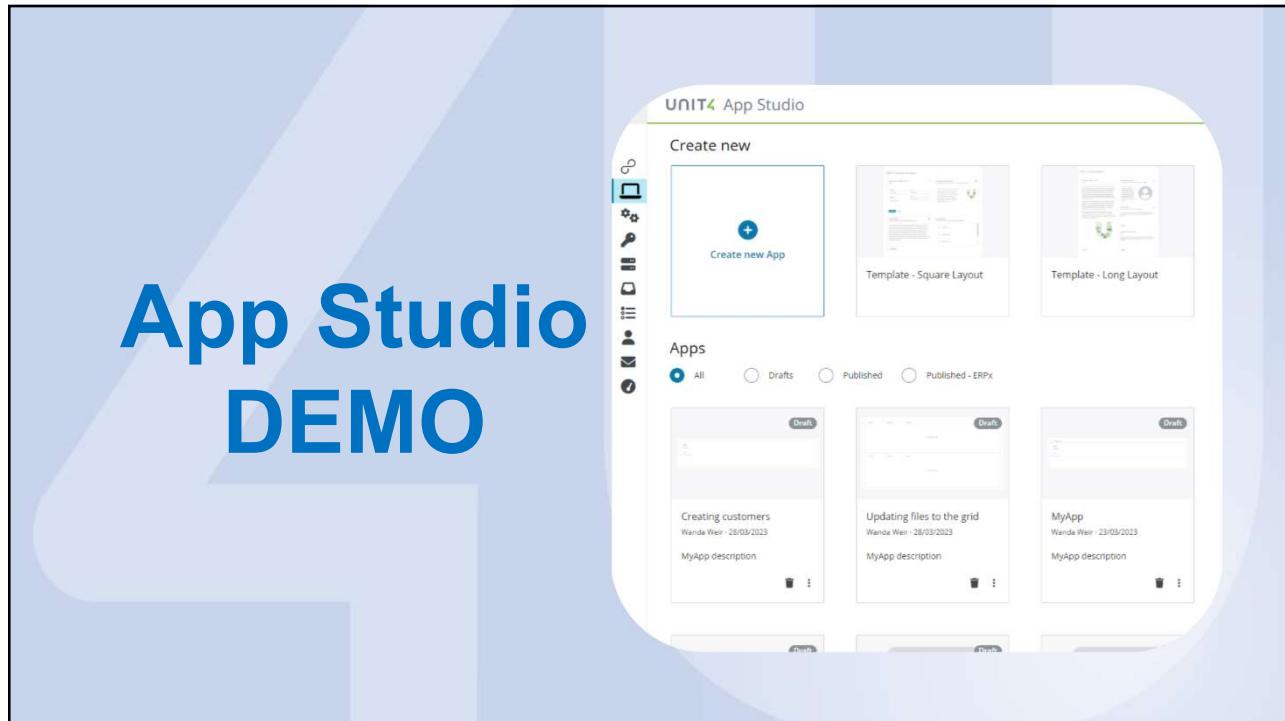
- Employee set-up portal in local language (Turkish)
- Customer/Supplier portal to share master file and transaction details
- Upload/download/visualize documents
- Request to hire flow: Users can generate vacancies without having to create them manually
- Employee details enrichment from LinkedIn based on their profile stored
- Registration advance payment: Load order details and create a payment advance lower than the total order value
- Supplier evaluation form
- Multicompany management using a client template to create/maintain the same client in different companies



14

UNIT4

14

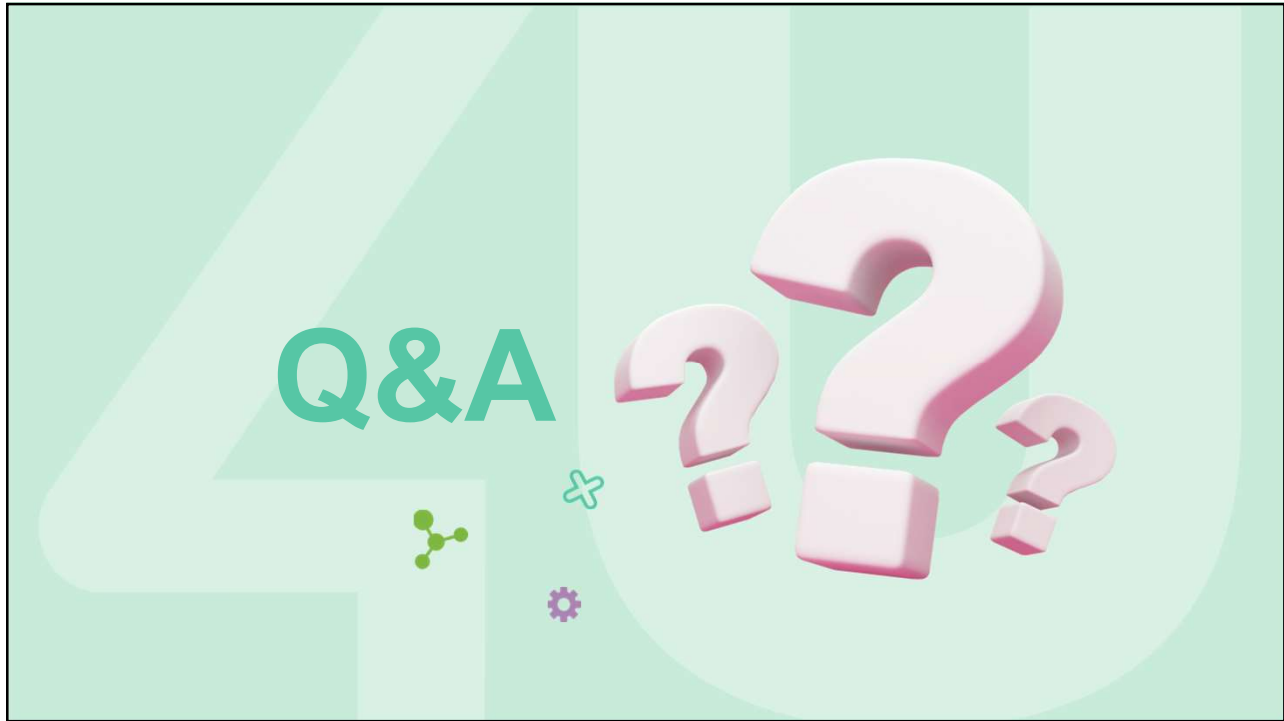


15

The image features a man in a white shirt and blue jeans, celebrating with his arms raised in a fist pump. To his right is a graphic titled "How to connect to App Studio". The graphic consists of two green rounded rectangular callout boxes. The first box contains a cloud icon with a checkmark and the text "Already available to ERPx customers". The second box contains a hand icon pointing to a screen and the text "Access through Extension Kit". Below these boxes are two decorative icons: a blue network diagram and a purple double arrow icon. The UNIT4 logo is located in the bottom right corner of the slide.




16








17

## Learn more

-  Follow continuous product news and updates on [Community4U](#)
-  Download the [App Studio Factsheet](#)
-  Learn all about [ERPx](#) on our website, how Unit4 SaaS brings value to your business, and [why now is the right time to make the move.](#)



18

