



INFO~TECH  
RESEARCH GROUP

DATA QUADRANT REPORT

# Strategic Sourcing

FEBRUARY 2026

**This report features:** Scanmarket | Promena e-Procurement | Jaggaer | Workday Strategic Sourcing | GEP SMART | SAP Business Network | Oracle Procurement Cloud | Ivalua | Coupa Strategic Sourcing

381

REVIEWS

11

PRODUCTS INCLUDED

# Table of Contents

3	Data Quadrant
4	Category Overview
6	Vendor Capability Summary
9	Vendor Capabilities
21	Product Feature Summary
25	Product Features

## How to Use the Report

Info-Tech's Data Quadrant Reports provide a comprehensive evaluation of popular products in the Strategic Sourcing market. This buyer's guide is designed to help prospective purchasers make better decisions by leveraging the experiences of real users.

The data in this report is collected from real end users, meticulously verified for veracity, exhaustively analyzed, and visualized in easy to understand charts and graphs. Each product is compared and contrasted with all other products in the category to create a holistic, unbiased view of the product landscape.

Use this report to determine which product is right for your organization. For highly detailed reports on individual products, see Info-Tech's Product Scorecard.

---

This report is available free of charge for internal use only to assist with software evaluation and selection. Sharing, republishing, distributing, or otherwise copying any portion of this report without the express written consent of SoftwareReviews.com is strictly prohibited.

© 2026 SoftwareReviews.com. All rights reserved.
























# Software Directory

## STRATEGIC SOURCING SOFTWARE

Selecting software can be overwhelming and one of the biggest challenges facing organizations is understanding the marketplace and identifying all of the available vendors and products. The Software Directory is a comprehensive list of all relevant software products in a particular category. Use this page to create the right product shortlist by exploring all of the options available to your organization.

## Strategic Sourcing Software

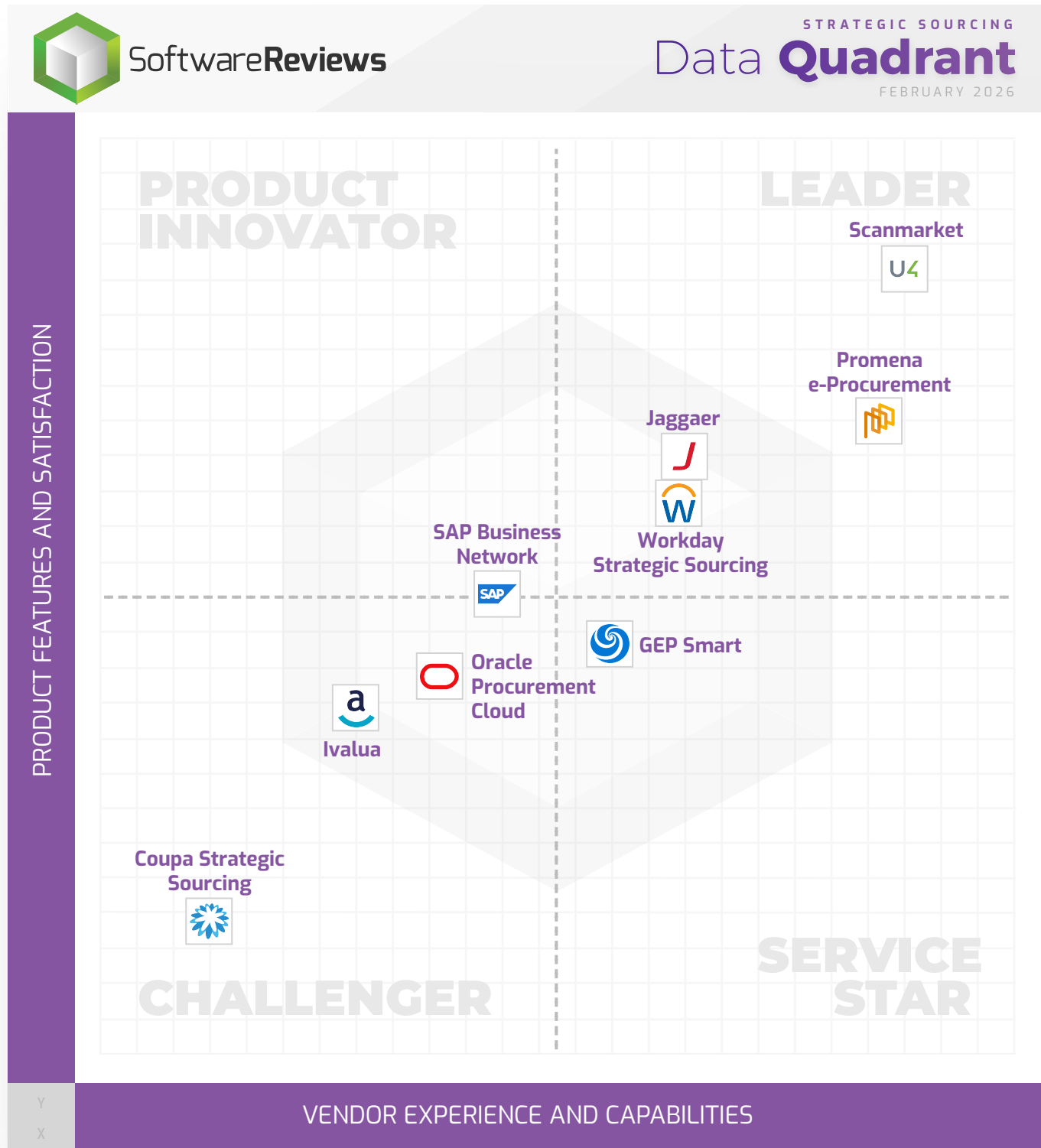
 <b>Arkestro</b>	 <b>Blue Yonder Luminate Planning</b>	 <b>Corcentric Strategic Sourcing Platform</b>
 <b>Coupa Strategic Sourcing</b>	 <b>GEP SMART</b>	 <b>Ivalua</b>
 <b>Jaggaer</b>	 <b>Medius Sourcing</b>	 <b>Mercell</b>
 <b>Oracle Fusion Procurement Cloud</b>	 <b>Pecoro</b>	 <b>Proactis Sourcing</b>
 <b>Promena e-Procurement</b>	 <b>QSTRAT</b>	 <b>SAP Business Network</b>
 <b>Scanmarket</b>	 <b>Synertrade Source to Contract</b>	 <b>Vortal</b>
 <b>Workday Strategic Sourcing</b>	 <b>Xeeva Sourcing</b>	 <b>Zycus Strategic Sourcing Suite</b>



# SOFTWARE REVIEWS Data Quadrant



Assess vendor and product performance at a glance and use the SoftwareReviews Data Quadrant to identify which products and vendors are leading the pack and which are trailing.



## STRATEGIC SOURCING

The Software Reviews Data Quadrant evaluates and ranks products based on feedback from IT and business professionals. The placement of a software in the Data Quadrant indicates its relative ranking as well as its categorization.

### The Complete Software Experience

When distilled down, the software experience is shaped by both the experience with the software and the relationship with the vendor. Evaluating enterprise software along these two dimensions provides a comprehensive understanding of the product and helps identify vendors that can deliver on both.

#### Product Features and Satisfaction

The satisfaction is captured in the overall satisfaction score, which is driven by the likelihood of users to recommend the software, combined with user satisfaction across top product features.

#### Vendor Experience and Capabilities

The vendor relationship is calculated in a weighted average of the satisfaction scores tied to vendor capabilities (e.g. software implementation, training, customer support, product roadmap) as well as emotional response ratings toward the vendor (e.g. trustworthy, respectful, fair).

**Note:** Software product placement is based on the scores provided by users, recency of the reviews, and review volume. Axes are dynamically adjusted based on the minimum and maximum values in the data set.

# Category Overview

This page provides a high level summary of product performance within the Strategic Sourcing category. Products are ranked by a composite satisfaction score (Composite Score) that averages four different areas of evaluation: Net Emotional Footprint, Vendor Capabilities, Product Features, and Likeliness to Recommend. The Net Emotional Footprint Score measures user emotional response ratings of the vendor (e.g. trustworthy, respectful, fair). Use this data to get a sense of the field, and to see how the products you're considering stack up.

RANK	PRODUCT	COMPOSITE SCORE	NET EMOTIONAL FOOTPRINT	NET EMOTIONAL FOOTPRINT DISTRIBUTION	VENDOR CAPABILITIES	PRODUCT FEATURES	LIKELINESS TO RECOMMEND	NUMBER OF REVIEWS
	Scanmarket	8.2/10	+87	4% NEGATIVE 91% POSITIVE	81%	79%	84%	71
	Promena e-Procurement	8.0/10	+98	-- NEGATIVE 98% POSITIVE	84%	84%	87%	30
	Jaggaer	7.6/10	+87	3% NEGATIVE 90% POSITIVE	74%	79%	82%	37
	Workday Strategic Sourcing	7.6/10	+82	4% NEGATIVE 86% POSITIVE	79%	78%	81%	34
5	GEP SMART	7.3/10	+88	2% NEGATIVE 90% POSITIVE	75%	77%	81%	37
6	SAP Business Network	7.2/10	+78	6% NEGATIVE 84% POSITIVE	77%	77%	84%	39
7	Oracle Procurement Cloud	7.0/10	+77	8% NEGATIVE 85% POSITIVE	75%	75%	82%	33
8	Ivalua	6.9/10	+71	9% NEGATIVE 80% POSITIVE	75%	77%	78%	33
9	Coupa Strategic Sourcing	6.4/10	+69	8% NEGATIVE 77% POSITIVE	73%	72%	78%	34
<b>AVERAGE SCORES</b>		<b>7.3/10</b>	<b>+82</b>	5% NEGATIVE 87% POSITIVE	<b>77%</b>	<b>77%</b>	<b>82%</b>	<b>39</b>
PRODUCTS BELOW INELIGIBLE FOR AWARDS DUE TO INSUFFICIENT RECENT REVIEWS								
--	Vortal	7.2/10	+94	-- NEGATIVE 94% POSITIVE	79%	79%	85%	13

# Category Overview

This page provides a high level summary of product performance within the Strategic Sourcing category. Products are ranked by a composite satisfaction score (Composite Score) that averages four different areas of evaluation: Net Emotional Footprint, Vendor Capabilities, Product Features, and Likeliness to Recommend. The Net Emotional Footprint Score measures user emotional response ratings of the vendor (e.g. trustworthy, respectful, fair). Use this data to get a sense of the field, and to see how the products you're considering stack up.

RANK	PRODUCT	COMPOSITE SCORE	NET EMOTIONAL FOOTPRINT	NET EMOTIONAL FOOTPRINT DISTRIBUTION	VENDOR CAPABILITIES	PRODUCT FEATURES	LIKELINESS TO RECOMMEND	NUMBER OF REVIEWS
PRODUCTS BELOW INELIGIBLE FOR AWARDS DUE TO INSUFFICIENT RECENT REVIEWS								
--	Xeeva Sourcing	6.6/10	+71	 7% NEGATIVE 78% POSITIVE	76%	79%	81%	20

# Vendor Capability Summary

This page summarizes user satisfaction with a variety of vendor capabilities regarding their product offering(s). Look for strong and consistent performance across the board when assembling your shortlist, and follow-up on areas of concern during the evaluation and negotiation processes.

PRODUCT	OVERALL CAPABILITY SATISFACTION	BUSINESS VALUE CREATED	BREADTH OF FEATURES	QUALITY OF FEATURES	PRODUCT STRATEGY AND RATE OF IMPROVEMENT	USABILITY AND INTUITIVENESS	VENDOR SUPPORT	EASE OF DATA INTEGRATION	EASE OF ADMINISTRATION	EASE OF CUSTOMIZATION	AVAILABILITY AND QUALITY OF TRAINING	EASE OF IMPLEMENTATION
<b>Promena e-Procurement</b>	<b>84%</b>	<b>89%</b>	<b>84%</b>	<b>84%</b>	<b>85%</b>	<b>88%</b>	<b>83%</b>	<b>83%</b>	<b>85%</b>	<b>78%</b>	<b>83%</b>	<b>81%</b>
<b>Scanmarket</b>	<b>82%</b>	<b>80%</b>	<b>80%</b>	<b>78%</b>	<b>75%</b>	<b>80%</b>	<b>88%</b>	<b>79%</b>	<b>84%</b>	<b>82%</b>	<b>87%</b>	<b>85%</b>
<b>Workday Strategic Sourcing</b>	<b>79%</b>	<b>81%</b>	<b>81%</b>	<b>82%</b>	<b>76%</b>	<b>81%</b>	<b>80%</b>	<b>79%</b>	<b>78%</b>	<b>81%</b>	<b>73%</b>	<b>79%</b>
<b>SAP Business Network</b>	<b>77%</b>	<b>78%</b>	<b>80%</b>	<b>78%</b>	<b>70%</b>	<b>81%</b>	<b>68%</b>	<b>80%</b>	<b>76%</b>	<b>81%</b>	<b>77%</b>	<b>78%</b>
<b>Oracle Fusion Procurement Cloud</b>	<b>75%</b>	<b>81%</b>	<b>80%</b>	<b>79%</b>	<b>69%</b>	<b>72%</b>	<b>77%</b>	<b>77%</b>	<b>76%</b>	<b>70%</b>	<b>73%</b>	<b>73%</b>
<b>Ivalua</b>	<b>75%</b>	<b>76%</b>	<b>74%</b>	<b>73%</b>	<b>73%</b>	<b>75%</b>	<b>75%</b>	<b>76%</b>	<b>76%</b>	<b>78%</b>	<b>76%</b>	<b>75%</b>
<b>GEP SMART</b>	<b>75%</b>	<b>79%</b>	<b>74%</b>	<b>72%</b>	<b>72%</b>	<b>73%</b>	<b>73%</b>	<b>75%</b>	<b>68%</b>	<b>76%</b>	<b>82%</b>	<b>78%</b>
<b>Jaggaer</b>	<b>74%</b>	<b>77%</b>	<b>76%</b>	<b>80%</b>	<b>72%</b>	<b>76%</b>	<b>71%</b>	<b>73%</b>	<b>72%</b>	<b>68%</b>	<b>74%</b>	<b>76%</b>
<b>Coupa Strategic Sourcing</b>	<b>73%</b>	<b>77%</b>	<b>73%</b>	<b>71%</b>	<b>75%</b>	<b>74%</b>	<b>74%</b>	<b>75%</b>	<b>70%</b>	<b>70%</b>	<b>75%</b>	<b>73%</b>
<b>CATEGORY AVERAGE</b>	<b>77%</b>	<b>80%</b>	<b>78%</b>	<b>78%</b>	<b>74%</b>	<b>78%</b>	<b>76%</b>	<b>77%</b>	<b>76%</b>	<b>76%</b>	<b>78%</b>	<b>77%</b>
PRODUCTS BELOW INELIGIBLE FOR AWARDS DUE TO INSUFFICIENT RECENT REVIEWS												
<b>Xeeva Sourcing</b>	<b>76%</b>	<b>74%</b>	<b>80%</b>	<b>74%</b>	<b>78%</b>	<b>78%</b>	<b>78%</b>	<b>75%</b>	<b>73%</b>	<b>74%</b>	<b>77%</b>	<b>73%</b>

# Vendor Capability Summary

This page summarizes user satisfaction with a variety of vendor capabilities regarding their product offering(s). Look for strong and consistent performance across the board when assembling your shortlist, and follow-up on areas of concern during the evaluation and negotiation processes.

PRODUCT	OVERALL CAPABILITY SATISFACTION	BUSINESS VALUE CREATED	BREADTH OF FEATURES	QUALITY OF FEATURES	PRODUCT STRATEGY AND RATE OF IMPROVEMENT	USABILITY AND INTUITIVENESS	VENDOR SUPPORT	EASE OF DATA INTEGRATION	EASE OF ADMINISTRATION	EASE OF CUSTOMIZATION	AVAILABILITY AND QUALITY OF TRAINING	EASE OF IMPLEMENTATION
<b>CATEGORY AVERAGE</b>	<b>77%</b>	<b>80%</b>	<b>78%</b>	<b>78%</b>	<b>74%</b>	<b>78%</b>	<b>76%</b>	<b>77%</b>	<b>76%</b>	<b>76%</b>	<b>78%</b>	<b>77%</b>
PRODUCTS BELOW INELIGIBLE FOR AWARDS DUE TO INSUFFICIENT RECENT REVIEWS												
<b>Vortal</b>	<b>78%</b>	<b>78%</b>	<b>77%</b>	<b>73%</b>	<b>75%</b>	<b>77%</b>	<b>84%</b>	<b>75%</b>	<b>77%</b>	<b>81%</b>	<b>83%</b>	<b>82%</b>

# Vendor Capability Satisfaction

This section provides detailed information on user satisfaction for each vendor capability regarding their product offering(s). Use these pages to dig deeper into areas of particular interest or concern.

## Vendor Capabilities

This table lists and briefly describes all vendor capabilities that are evaluated in the Strategic Sourcing software category. For your convenience, you will also find longer descriptions of the capabilities under the capability subheadings in the subsequent pages.

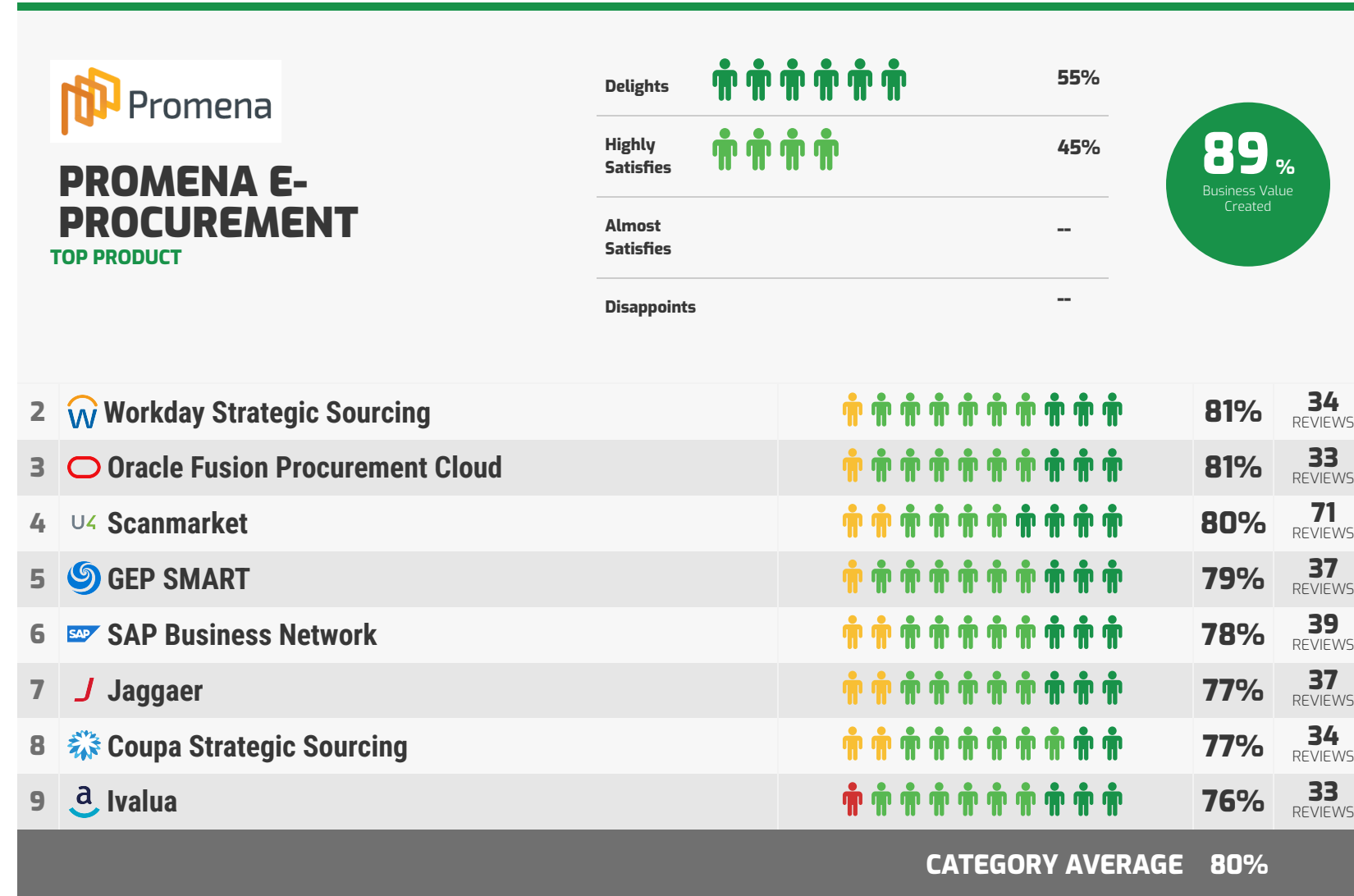
<p><b>Business Value Created</b></p>	<p>The underlying purpose of software is to create value for employees, customers, partners and ultimately shareholders. As a result, it is imperative that any software selection be aligned with the organization's needs and deliver enough business value to justify the cost. The data below highlights the satisfaction level associated with the business value derived from various product offerings. Use this information to identify the software that consistently creates business value for its customers.</p>	<p><b>Vendor Support</b></p>	<p>The importance of vendor support will vary for each organization depending on internal capabilities, but there will always be issues that only the vendor can resolve. Use the data in this section to see which vendors tend to under-serve their product and which will offer quality support.</p>
<p><b>Breadth of Features</b></p>	<p>Users prefer to work with feature rich software that enables them to perform diverse series of tasks as opposed to one they find restrictive. The data below highlights the satisfaction level associated with the breadth of features from various product offerings. Use this information to identify which software offers valuable comprehensive functionality that extends beyond the basic level.</p>	<p><b>Ease of Data Integration</b></p>	<p>The ability to integrate with other systems is increasingly important; without this, manual data loading and extraction can be time-consuming and prone to error. Use this section to see which vendors will cause headaches and which will make data integration easy.</p>
<p><b>Quality of Features</b></p>	<p>Feature quality is just as important as quantity. Software needs to do what you're purchasing it to do, easily, intuitively, reliably, and effectively. Use the data in this section to gauge whether or not a product follows through on the marketing hype by delivering high quality features.</p>	<p><b>Ease of Administration</b></p>	<p>Administrative interfaces don't get the same attention as those built for end users, but they shouldn't be clunky or unintuitive. Use the data in this section to determine which vendors make administration easy, so that your IT personnel can resolve issues and perform configurations efficiently and effectively.</p>
<p><b>Product Strategy and Rate of Improvement</b></p>	<p>Purchasing software can be a significant commitment, so it's important to know if your vendor is serious about the need for constant improvement and deliberate strategic direction. Vendors who don't stay on top of emerging needs and trends won't enable you to meet your business goals. Use the data in this section to separate innovators from imposters.</p>	<p><b>Ease of Customization</b></p>	<p>Out-of-the-box functionality often isn't enough, especially for niche or industry-specific software, and the reason you're buying rather than building is to save time and money in the first place. Don't get bogged down in a difficult customization; use the data in this section to make sure you can easily achieve the functionality you need for your particular situation.</p>
<p><b>Usability And Intuitiveness</b></p>	<p>End user learning curves cost the organization money. Pay attention to your end users' technical ability to determine how important UX is in your purchase.</p>	<p><b>Availability and Quality of Training</b></p>	<p>Effective and readily available training enables users to get the most out of the software you've chosen. Use this section to make sure your vendor's training programs and materials measure up.</p>
		<p><b>Ease of Implementation</b></p>	<p>Choosing the right software is only the first step. Successfully implementing the new solution is necessary in order to realize its full value and promote end user adoption. Use the data in this section to determine which software is easy to implement, and which may jeopardize your goals by causing trouble in this stage.</p>

# Vendor Capability Satisfaction



This section provides detailed information on user satisfaction for each vendor capability regarding their product offering(s). Use these pages to dig deeper into areas of particular interest or concern.

## Business Value Created

The underlying purpose of software is to create value for employees, customers, partners and ultimately shareholders. As a result, it is imperative that any software selection be aligned with the organization's needs and deliver enough business value to justify the cost. The data below highlights the satisfaction level associated with the business value derived from various product offerings. Use this information to identify the software that consistently creates business value for its customers.



PRODUCTS BELOW INELIGIBLE FOR AWARDS DUE TO INSUFFICIENT RECENT REVIEWS

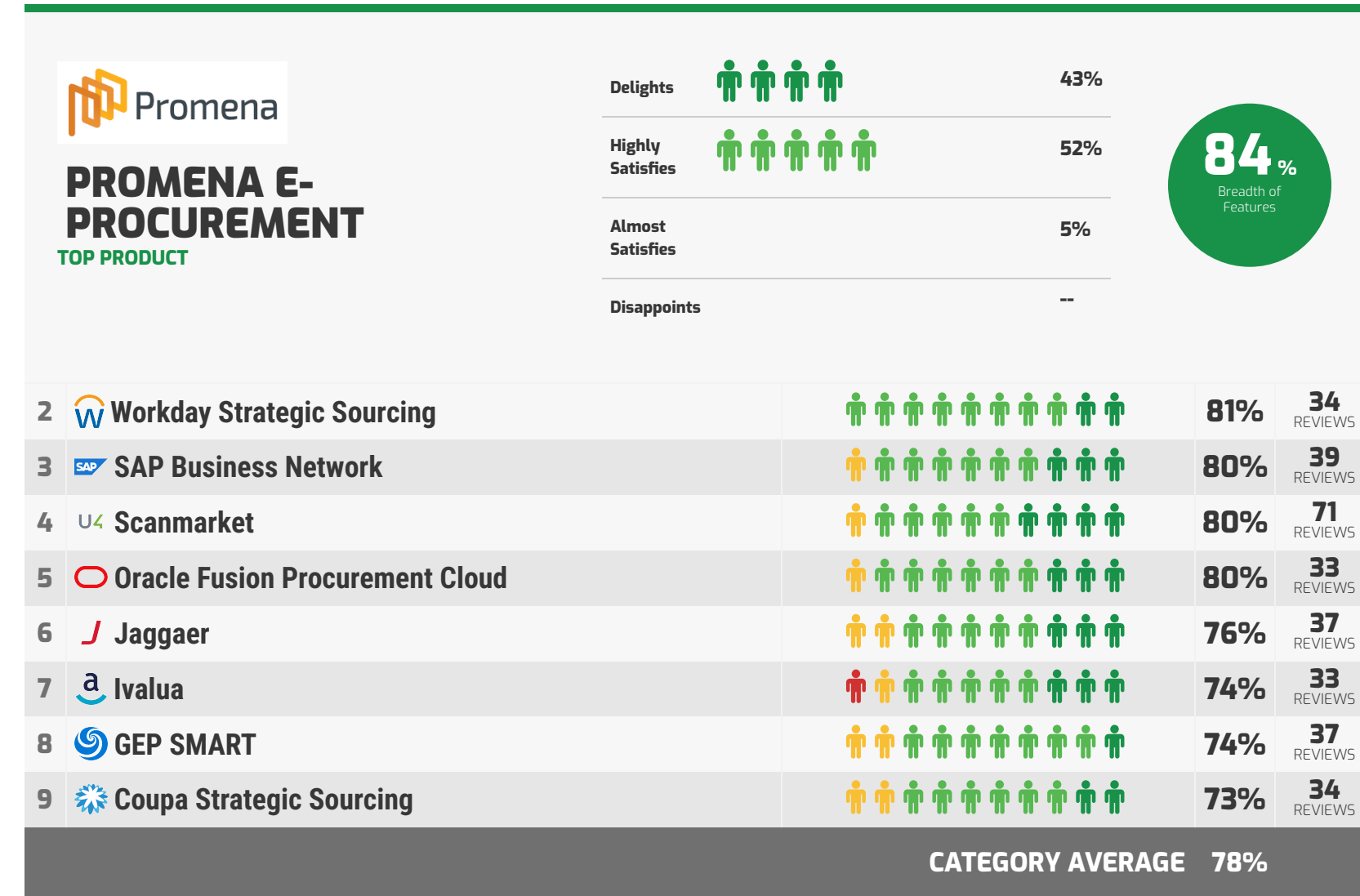
--	 Xeeva Sourcing		74%	20 REVIEWS
--	 Vortal		78%	13 REVIEWS

# Vendor Capability Satisfaction

This section provides detailed information on user satisfaction for each vendor capability regarding their product offering(s). Use these pages to dig deeper into areas of particular interest or concern.

## Breadth of Features

Users prefer to work with feature rich software that enables them to perform diverse series of tasks as opposed to one they find restrictive. The data below highlights the satisfaction level associated with the breadth of features from various product offerings. Use this information to identify which software offers valuable comprehensive functionality that extends beyond the basic level.



PRODUCTS BELOW INELIGIBLE FOR AWARDS DUE TO INSUFFICIENT RECENT REVIEWS

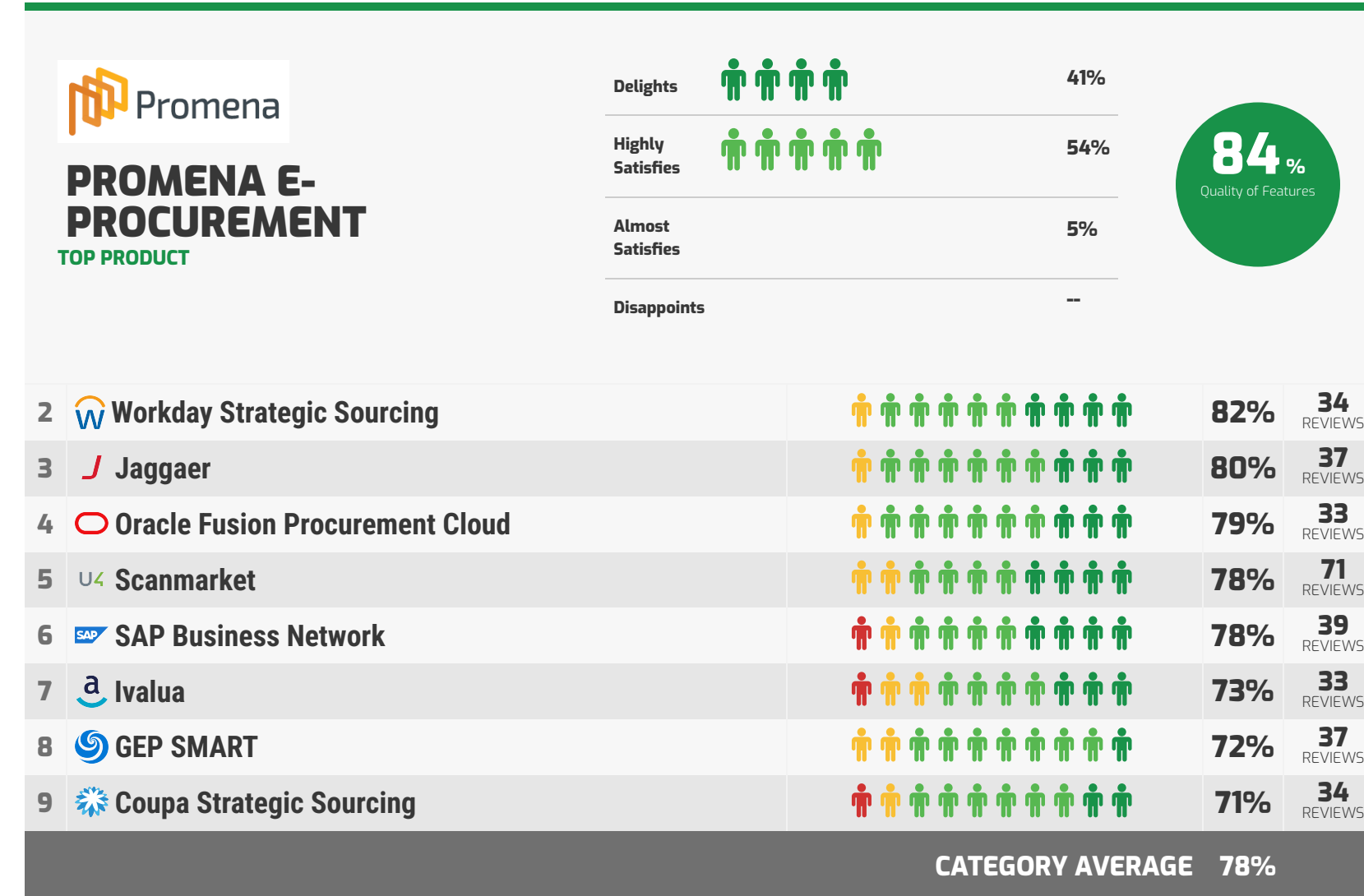
--	 <b>Xeeva Sourcing</b>		<b>80%</b>	<b>20</b> REVIEWS
--	 <b>Vortal</b>		<b>77%</b>	<b>13</b> REVIEWS

# Vendor Capability Satisfaction

This section provides detailed information on user satisfaction for each vendor capability regarding their product offering(s). Use these pages to dig deeper into areas of particular interest or concern.

## Quality of Features

Feature quality is just as important as quantity. Software needs to do what you're purchasing it to do, easily, intuitively, reliably, and effectively. Use the data in this section to gauge whether or not a product follows through on the marketing hype by delivering high quality features.



PRODUCTS BELOW INELIGIBLE FOR AWARDS DUE TO INSUFFICIENT RECENT REVIEWS






















--	Xeeva Sourcing	74%	20
--	Vortal	73%	13

# Vendor Capability Satisfaction

This section provides detailed information on user satisfaction for each vendor capability regarding their product offering(s). Use these pages to dig deeper into areas of particular interest or concern.

## Product Strategy and Rate of Improvement

Purchasing software can be a significant commitment, so it's important to know if your vendor is serious about the need for constant improvement and deliberate strategic direction. Vendors who don't stay on top of emerging needs and trends won't enable you to meet your business goals. Use the data in this section to separate innovators from imposters.

 <b>PROMENA E-PROCUREMENT</b> <small>TOP PRODUCT</small>		<b>Delights</b>  <b>47%</b>	
		<b>Highly Satisfies</b>  <b>45%</b>	
		<b>Almost Satisfies</b>  <b>8%</b>	
		<b>Disappoints</b> <b>--</b>	
<b>2</b>	 <b>Workday Strategic Sourcing</b>		<b>76%</b> <b>34</b> REVIEWS
<b>3</b>	 <b>Scanmarket</b>		<b>75%</b> <b>71</b> REVIEWS
<b>4</b>	 <b>Coupa Strategic Sourcing</b>		<b>75%</b> <b>34</b> REVIEWS
<b>5</b>	 <b>Ivalua</b>		<b>73%</b> <b>33</b> REVIEWS
<b>6</b>	 <b>GEP SMART</b>		<b>72%</b> <b>37</b> REVIEWS
<b>7</b>	 <b>Jaggaer</b>		<b>72%</b> <b>37</b> REVIEWS
<b>8</b>	 <b>SAP Business Network</b>		<b>70%</b> <b>39</b> REVIEWS
<b>9</b>	 <b>Oracle Fusion Procurement Cloud</b>		<b>69%</b> <b>33</b> REVIEWS
<b>CATEGORY AVERAGE</b>			<b>74%</b>

PRODUCTS BELOW INELIGIBLE FOR AWARDS DUE TO INSUFFICIENT RECENT REVIEWS

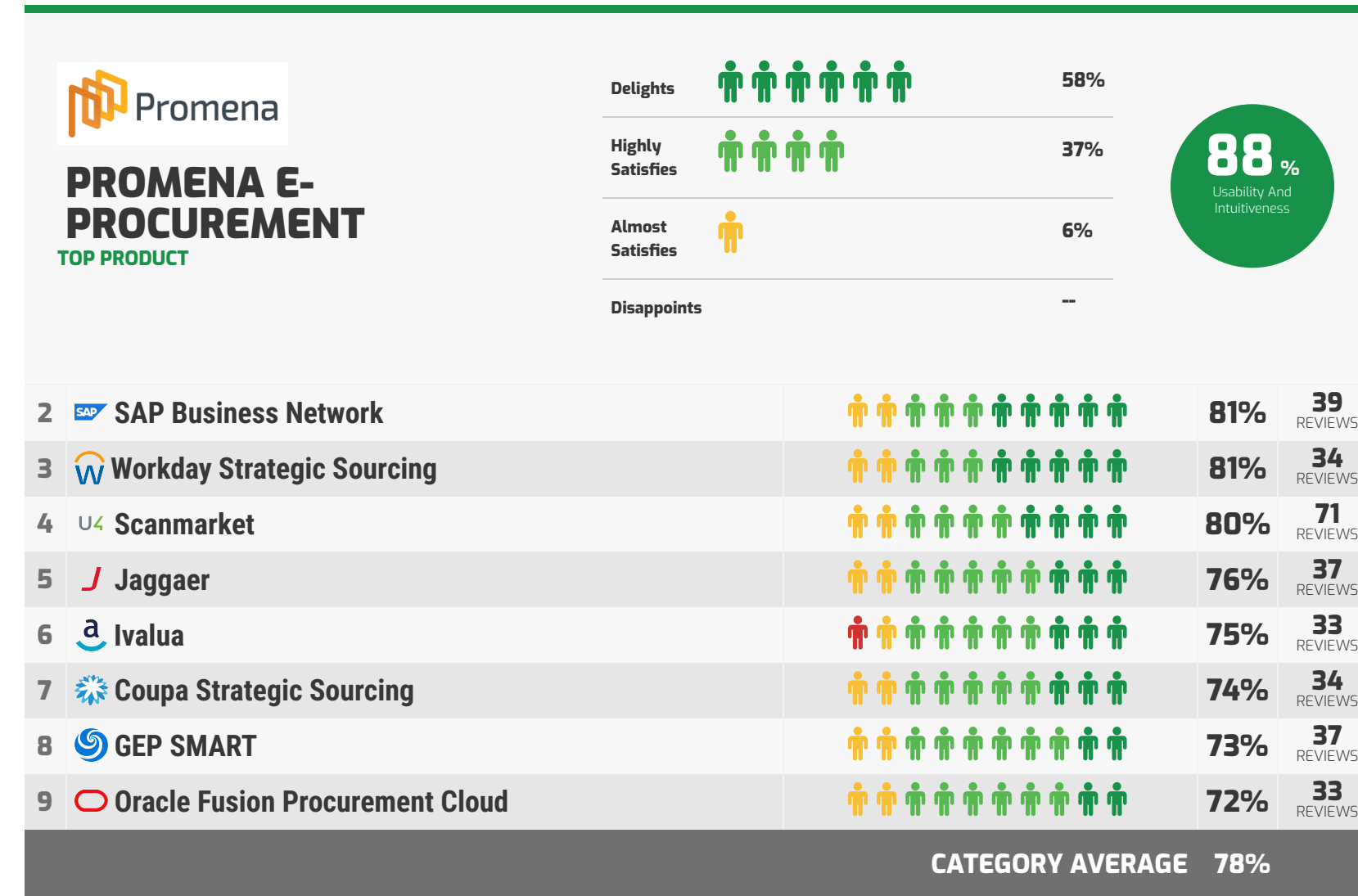
<b>--</b>	 <b>Xeeva Sourcing</b>		<b>78%</b> <b>20</b> REVIEWS
<b>--</b>	 <b>Vortal</b>		<b>75%</b> <b>13</b> REVIEWS

# Vendor Capability Satisfaction

This section provides detailed information on user satisfaction for each vendor capability regarding their product offering(s). Use these pages to dig deeper into areas of particular interest or concern.

## Usability And Intuitiveness

End user learning curves cost the organization money. Pay attention to your end users' technical ability to determine how important UX is in your purchase.



PRODUCTS BELOW INELIGIBLE FOR AWARDS DUE TO INSUFFICIENT RECENT REVIEWS

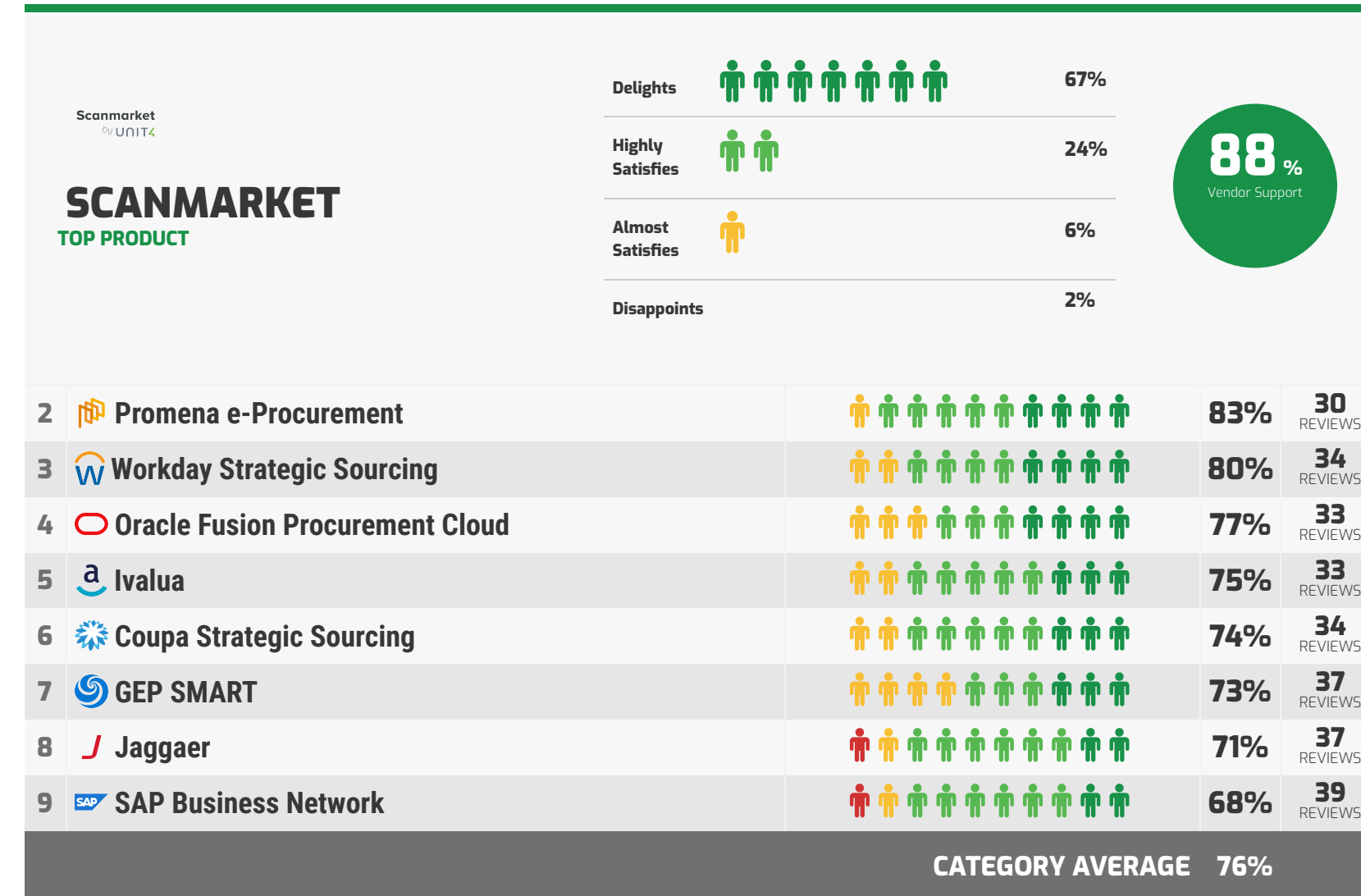
--	Xeeva Sourcing		78% 20 REVIEWS
--	Vortal		77% 13 REVIEWS

# Vendor Capability Satisfaction

This section provides detailed information on user satisfaction for each vendor capability regarding their product offering(s). Use these pages to dig deeper into areas of particular interest or concern.

## Vendor Support

The importance of vendor support will vary for each organization depending on internal capabilities, but there will always be issues that only the vendor can resolve. Use the data in this section to see which vendors tend to under-serve their product and which will offer quality support.



PRODUCTS BELOW INELIGIBLE FOR AWARDS DUE TO INSUFFICIENT RECENT REVIEWS

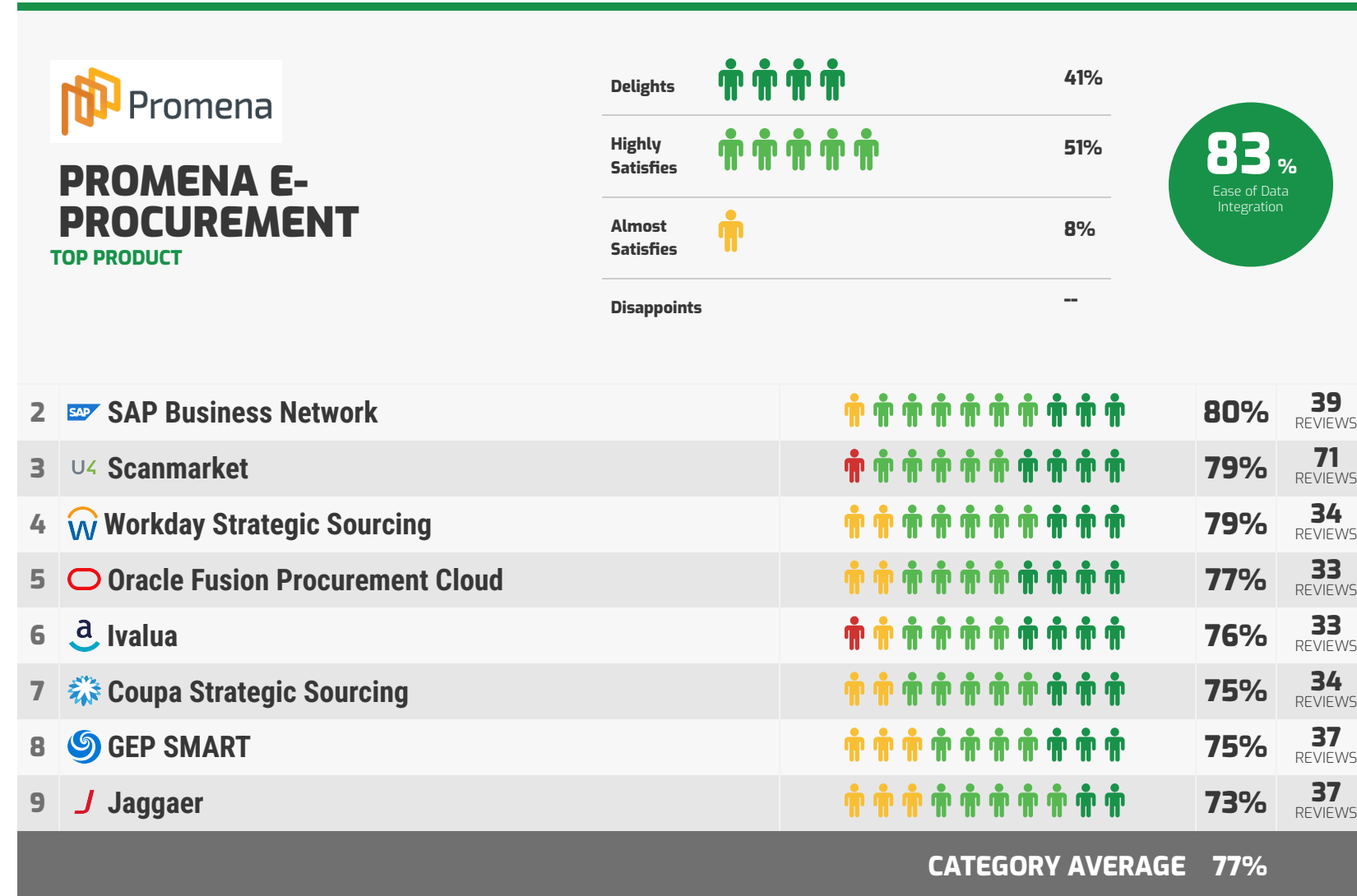
--		Xeeva Sourcing		78%	20 REVIEWS
--		Vortal		84%	13 REVIEWS

# Vendor Capability Satisfaction

This section provides detailed information on user satisfaction for each vendor capability regarding their product offering(s). Use these pages to dig deeper into areas of particular interest or concern.

## Ease of Data Integration

The ability to integrate with other systems is increasingly important; without this, manual data loading and extraction can be time-consuming and prone to error. Use this section to see which vendors will cause headaches and which will make data integration easy.



PRODUCTS BELOW INELIGIBLE FOR AWARDS DUE TO INSUFFICIENT RECENT REVIEWS

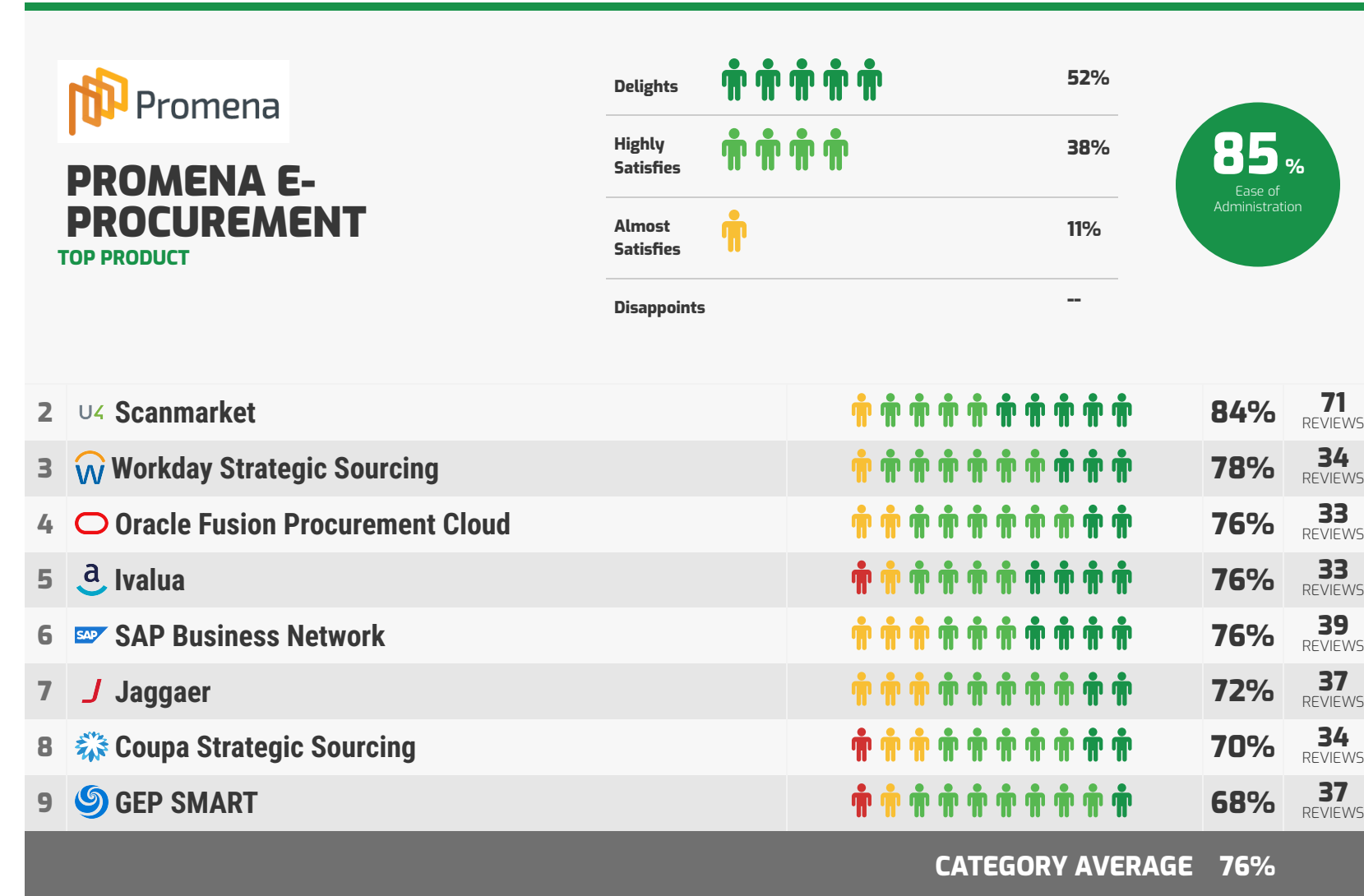
--	Xeeva Sourcing	75%	20
--	Vortal	75%	13

# Vendor Capability Satisfaction

This section provides detailed information on user satisfaction for each vendor capability regarding their product offering(s). Use these pages to dig deeper into areas of particular interest or concern.

## Ease of Administration

Administrative interfaces don't get the same attention as those built for end users, but they shouldn't be clunky or unintuitive. Use the data in this section to determine which vendors make administration easy, so that your IT personnel can resolve issues and perform configurations efficiently and effectively.



PRODUCTS BELOW INELIGIBLE FOR AWARDS DUE TO INSUFFICIENT RECENT REVIEWS

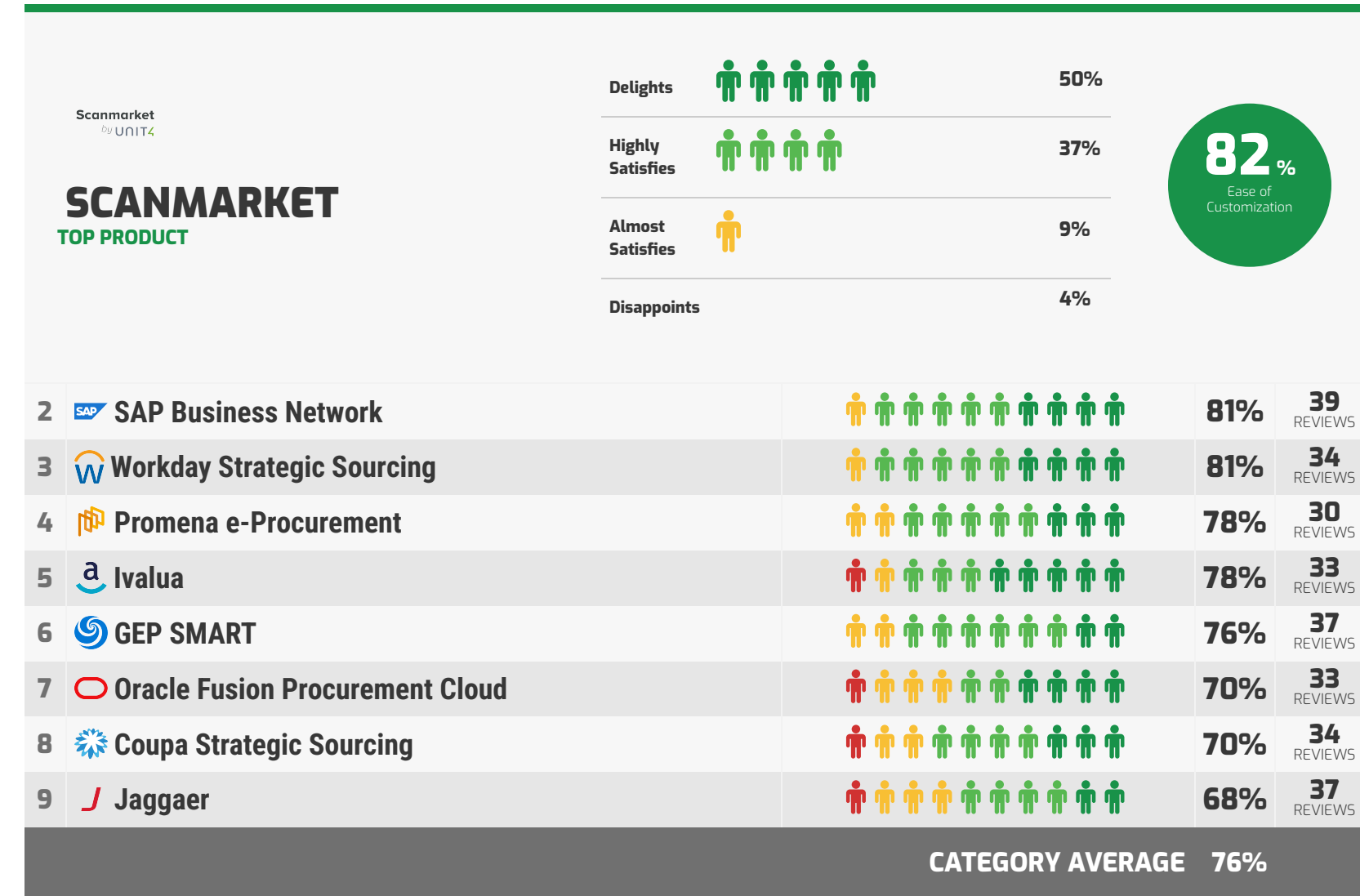
--	Xeeva Sourcing	73%	20 REVIEWS
--	Vortal	77%	13 REVIEWS

# Vendor Capability Satisfaction

This section provides detailed information on user satisfaction for each vendor capability regarding their product offering(s). Use these pages to dig deeper into areas of particular interest or concern.

## Ease of Customization

Out-of-the-box functionality often isn't enough, especially for niche or industry-specific software, and the reason you're buying rather than building is to save time and money in the first place. Don't get bogged down in a difficult customization; use the data in this section to make sure you can easily achieve the functionality you need for your particular situation.



### PRODUCTS BELOW INELIGIBLE FOR AWARDS DUE TO INSUFFICIENT RECENT REVIEWS

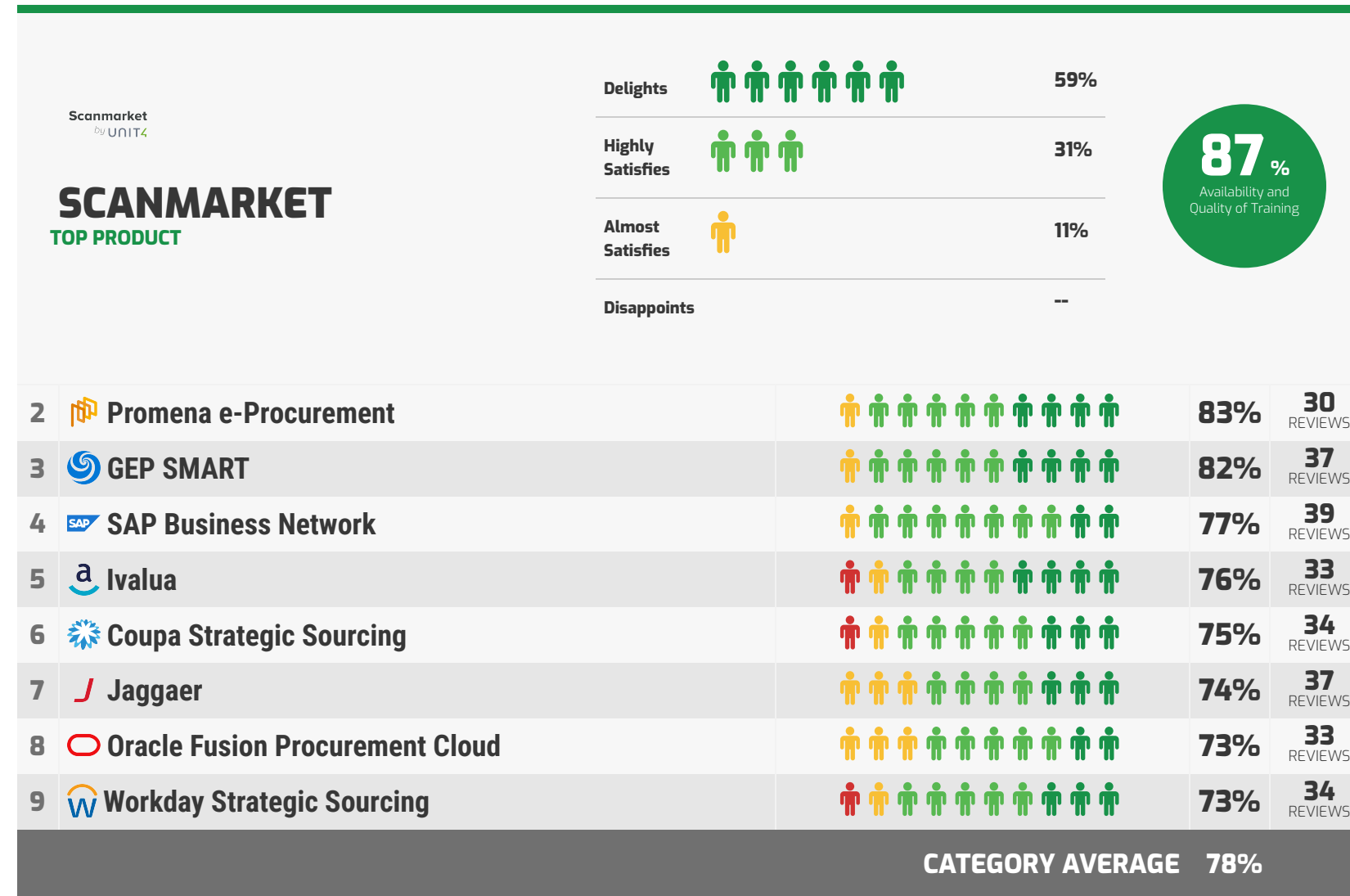
--	Xeeva Sourcing	74%	20
--	Vortal	81%	13

# Vendor Capability Satisfaction

This section provides detailed information on user satisfaction for each vendor capability regarding their product offering(s). Use these pages to dig deeper into areas of particular interest or concern.

## Availability and Quality of Training

Effective and readily available training enables users to get the most out of the software you've chosen. Use this section to make sure your vendor's training programs and materials measure up.



PRODUCTS BELOW INELIGIBLE FOR AWARDS DUE TO INSUFFICIENT RECENT REVIEWS

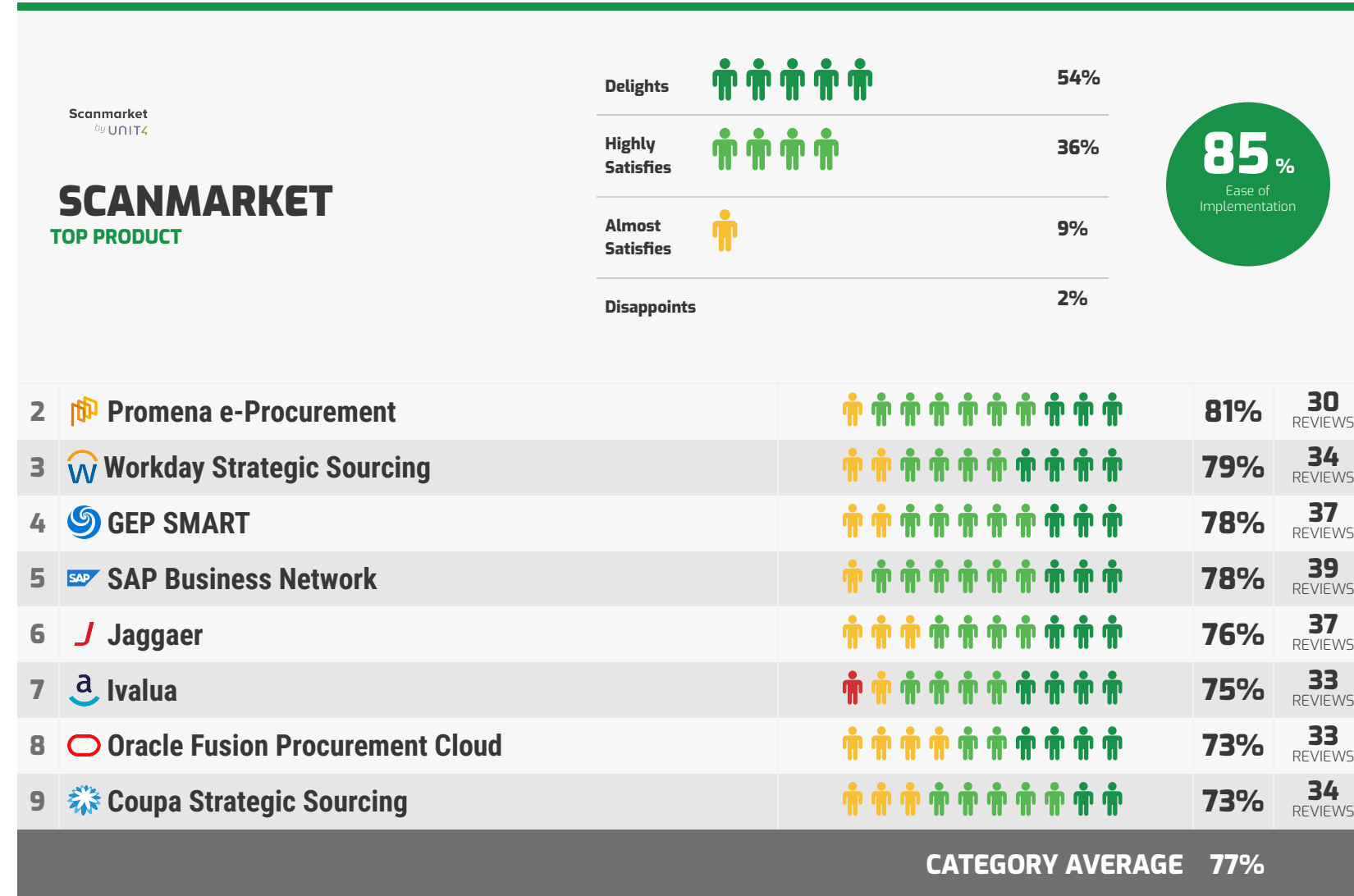
--	Xeeva Sourcing	77%	20 REVIEWS
--	Vortal	83%	13 REVIEWS

# Vendor Capability Satisfaction

This section provides detailed information on user satisfaction for each vendor capability regarding their product offering(s). Use these pages to dig deeper into areas of particular interest or concern.

## Ease of Implementation

Choosing the right software is only the first step. Successfully implementing the new solution is necessary in order to realize its full value and promote end user adoption. Use the data in this section to determine which software is easy to implement, and which may jeopardize your goals by causing trouble in this stage.



PRODUCTS BELOW INELIGIBLE FOR AWARDS DUE TO INSUFFICIENT RECENT REVIEWS

--	Xeeva Sourcing		73%	20 REVIEWS
--	Vortal		82%	13 REVIEWS

# Product Feature Summary

## MANDATORY FEATURES

This page summarizes user satisfaction with a variety of product features. While strong and consistent performance across the board is desirable, you may be willing to tolerate low scores on features that don't impact your primary use case or core objectives. Use this high-level data to help plan and structure your product evaluation.

PRODUCT	OVERALL FEATURE SATISFACTION	COMMUNICATIONS	ERFX	SPEND ANALYSIS	SUPPLIER MANAGEMENT	WORKFLOW MANAGEMENT
<b>Promena e-Procurement</b>	<b>83%</b>	<b>85%</b>	<b>83%</b>	<b>86%</b>	<b>87%</b>	<b>77%</b>
<b>Jaggaer</b>	<b>79%</b>	<b>78%</b>	<b>76%</b>	<b>78%</b>	<b>87%</b>	<b>76%</b>
<b>Scanmarket</b>	<b>79%</b>	<b>81%</b>	<b>84%</b>	<b>77%</b>	<b>79%</b>	<b>75%</b>
<b>Workday Strategic Sourcing</b>	<b>78%</b>	<b>78%</b>	<b>76%</b>	<b>78%</b>	<b>81%</b>	<b>77%</b>
<b>GEP SMART</b>	<b>77%</b>	<b>72%</b>	<b>81%</b>	<b>80%</b>	<b>77%</b>	<b>77%</b>
<b>Ivalua</b>	<b>77%</b>	<b>75%</b>	<b>77%</b>	<b>79%</b>	<b>79%</b>	<b>77%</b>
<b>SAP Business Network</b>	<b>76%</b>	<b>80%</b>	<b>74%</b>	<b>73%</b>	<b>77%</b>	<b>78%</b>
<b>Oracle Fusion Procurement Cloud</b>	<b>74%</b>	<b>73%</b>	<b>71%</b>	<b>72%</b>	<b>75%</b>	<b>81%</b>
<b>Coupa Strategic Sourcing</b>	<b>72%</b>	<b>71%</b>	<b>68%</b>	<b>74%</b>	<b>70%</b>	<b>75%</b>
<b>CATEGORY AVERAGE</b>	<b>77%</b>	<b>77%</b>	<b>77%</b>	<b>78%</b>	<b>79%</b>	<b>77%</b>

PRODUCTS BELOW INELIGIBLE FOR AWARDS DUE TO INSUFFICIENT RECENT REVIEWS						
<b>Xeeva Sourcing</b>	<b>79%</b>	<b>68%</b>	<b>79%</b>	<b>86%</b>	<b>81%</b>	<b>81%</b>

# Product Feature Summary

**MANDATORY FEATURES**

This page summarizes user satisfaction with a variety of product features. While strong and consistent performance across the board is desirable, you may be willing to tolerate low scores on features that don't impact your primary use case or core objectives. Use this high-level data to help plan and structure your product evaluation.

PRODUCT	OVERALL FEATURE SATISFACTION	COMMUNICATIONS	ERFX	SPEND ANALYSIS	SUPPLIER MANAGEMENT	WORKFLOW MANAGEMENT	
<b>CATEGORY AVERAGE</b>	<b>77%</b>	<b>77%</b>	<b>77%</b>	<b>78%</b>	<b>79%</b>	<b>77%</b>	
PRODUCTS BELOW INELIGIBLE FOR AWARDS DUE TO INSUFFICIENT RECENT REVIEWS							
<b>Vortal</b>	<b>79%</b>	<b>83%</b>	<b>75%</b>	<b>76%</b>	<b>79%</b>	<b>81%</b>	

# Product Feature Summary

## STANDARD FEATURES

This page summarizes user satisfaction with a variety of product features. While strong and consistent performance across the board is desirable, you may be willing to tolerate low scores on features that don't impact your primary use case or core objectives. Use this high-level data to help plan and structure your product evaluation.

PRODUCT	OVERALL FEATURE SATISFACTION	AUCTION MANAGEMENT	CAPACITY MANAGEMENT	CATALOG MANAGEMENT	CONTRACT MANAGEMENT	PROCUREMENT MANAGEMENT
Promena e-Procurement	83%	90%	--	80%	--	85%
Jaggaer	79%	78%	79%	80%	75%	79%
Scanmarket	79%	90%	--	--	81%	81%
Workday Strategic Sourcing	78%	76%	80%	79%	79%	82%
GEP SMART	77%	75%	74%	79%	82%	76%
Ivalua	77%	78%	77%	77%	74%	77%
SAP Business Network	76%	76%	83%	76%	85%	83%
Oracle Fusion Procurement Cloud	74%	83%	76%	80%	81%	86%
Coupa Strategic Sourcing	72%	70%	69%	69%	77%	80%
<b>CATEGORY AVERAGE</b>	<b>77%</b>	<b>80%</b>	<b>77%</b>	<b>78%</b>	<b>79%</b>	<b>81%</b>
PRODUCTS BELOW INELIGIBLE FOR AWARDS DUE TO INSUFFICIENT RECENT REVIEWS						
Xeeva Sourcing	79%	76%	69%	79%	75%	87%

# Product Feature Summary

## STANDARD FEATURES

This page summarizes user satisfaction with a variety of product features. While strong and consistent performance across the board is desirable, you may be willing to tolerate low scores on features that don't impact your primary use case or core objectives. Use this high-level data to help plan and structure your product evaluation.

PRODUCT	OVERALL FEATURE SATISFACTION	AUCTION MANAGEMENT	CAPACITY MANAGEMENT	CATALOG MANAGEMENT	CONTRACT MANAGEMENT	PROCUREMENT MANAGEMENT	
<b>CATEGORY AVERAGE</b>	<b>77%</b>	<b>80%</b>	<b>77%</b>	<b>78%</b>	<b>79%</b>	<b>81%</b>	
PRODUCTS BELOW INELIGIBLE FOR AWARDS DUE TO INSUFFICIENT RECENT REVIEWS							
<b>Vortal</b>	<b>79%</b>	<b>84%</b>	<b>--</b>	<b>81%</b>	<b>80%</b>	<b>80%</b>	

# Product Feature Satisfaction

This section provides detailed information on user satisfaction for each product feature. Use these pages to dig deeper into areas of particular interest or concern.

## Product Features

This table lists and describes all the features that are evaluated in the Strategic Sourcing software category. For your convenience, these descriptions are repeated under the feature subheadings in the subsequent pages.

### Mandatory Features

<b>Communications</b>	Includes communication portals, secure messaging, and automated alerts.
<b>ERFx</b>	Includes data import and export, workflow capability, templates, access control, and collaboration.

### Standard Features

<b>Auction Management</b>	Includes bid management, bidder management and buyer notifications.
<b>Capacity Management</b>	Monitor system utilization and provide alerts when pre-defined thresholds are reached.

### Differentiating Features

<b>Community Support</b>	Highly personal support service to both buyer and supplier communities, ensuring proposal uptake and supplier help.
<b>Consulting &amp; Advisory</b>	Consult and advise on procurement support, managed services, group purchasing organization (GPO) and strategic sourcing initiatives such as measurable savings.

<b>Spend Analysis</b>	Includes data visibility and quality, supplier ranking, and compliance and reporting.
<b>Supplier Management</b>	Ability to generate, sort and categorize vendor profiles and/or including supplier collaboration, quarterly Business Review Meetings, Scorecards, KPI and SLA's.
<b>Workflow Management</b>	Includes ability to support flexible and comprehensive workflow-based capabilities.

<b>Catalog Management</b>	Includes customizable shipping and payment options, product pricing, advanced catalog search, and navigation.
<b>Contract Management</b>	Includes contract creation, approval process, compliance management, and contract database.
<b>Procurement Management</b>	Includes purchasing and procurement management, as well as supplier management and optimization.

<b>eAuction Functionality</b>	The ability to provide forward, reverse, Japanese, Dutch, and English step auctions.
<b>Market Assessment</b>	Includes market size, trends, growth rate, and portability.

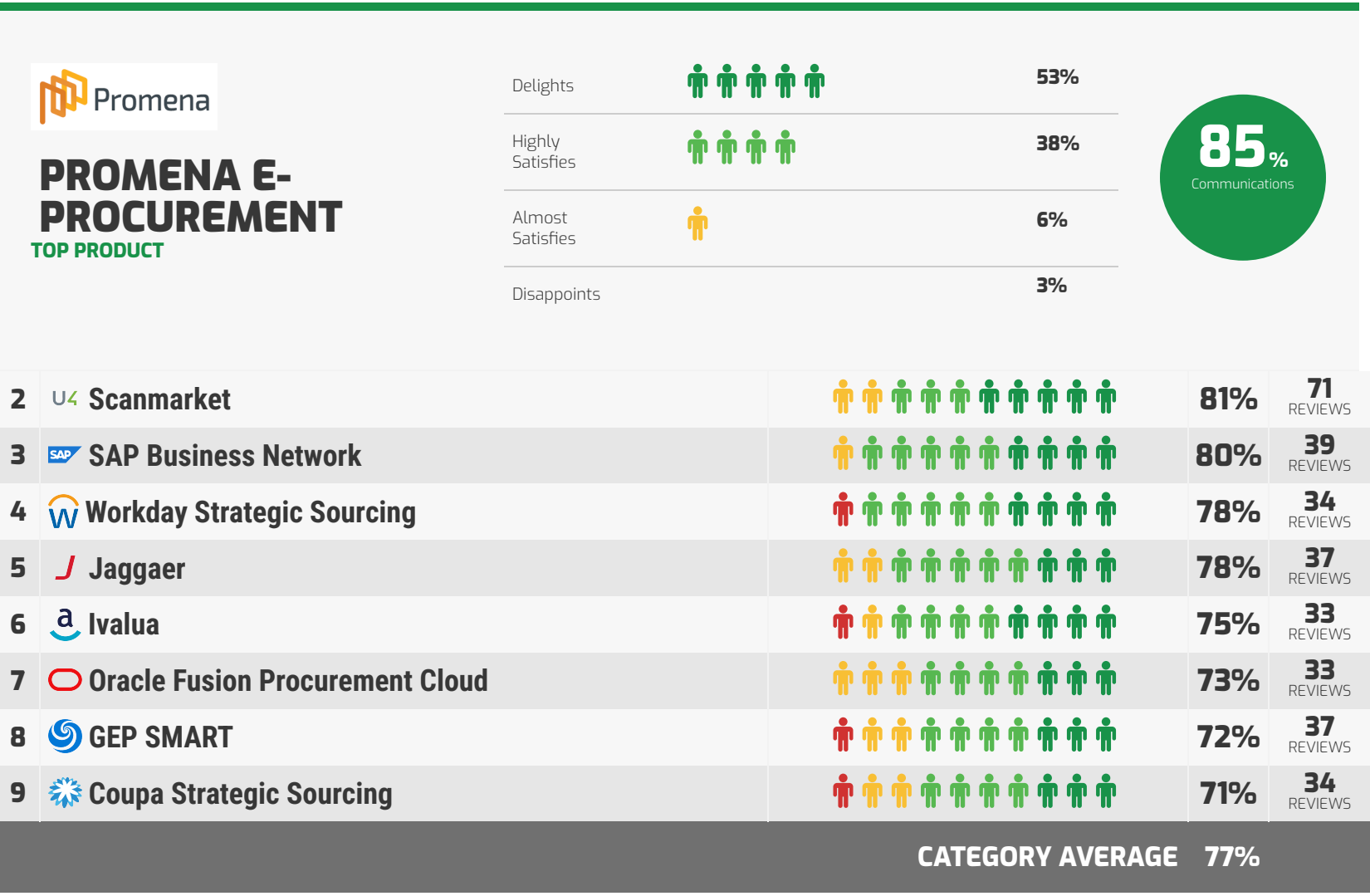
# Product Feature Satisfaction

This section provides detailed information on user satisfaction for each product feature. Use these pages to dig deeper into areas of particular interest or concern.

## Communications

**Mandatory Feature**

Includes communication portals, secure messaging, and automated alerts.



PRODUCTS BELOW INELIGIBLE FOR AWARDS DUE TO INSUFFICIENT RECENT REVIEWS

--	Xeeva Sourcing	10%	68%	18%	2%	68%	20
--	Vortal	10%	73%	18%	1%	83%	13

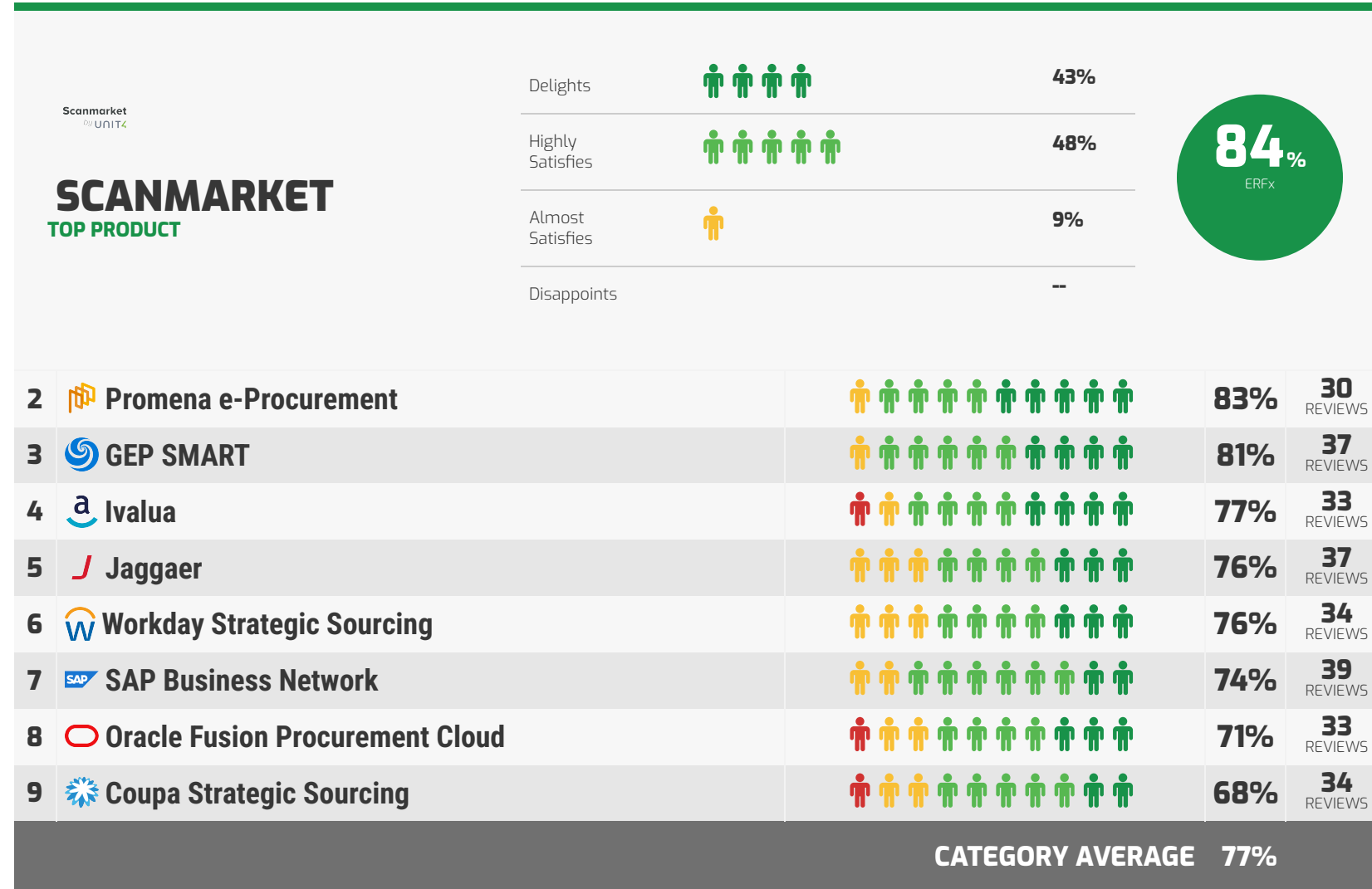
# Product Feature Satisfaction

This section provides detailed information on user satisfaction for each product feature. Use these pages to dig deeper into areas of particular interest or concern.

ERFx

Mandatory Feature

Includes data import and export, workflow capability, templates, access control, and collaboration.



PRODUCTS BELOW INELIGIBLE FOR AWARDS DUE TO INSUFFICIENT RECENT REVIEWS

--	Xeeva Sourcing	79%	20 REVIEWS
--	Vortal	75%	13 REVIEWS

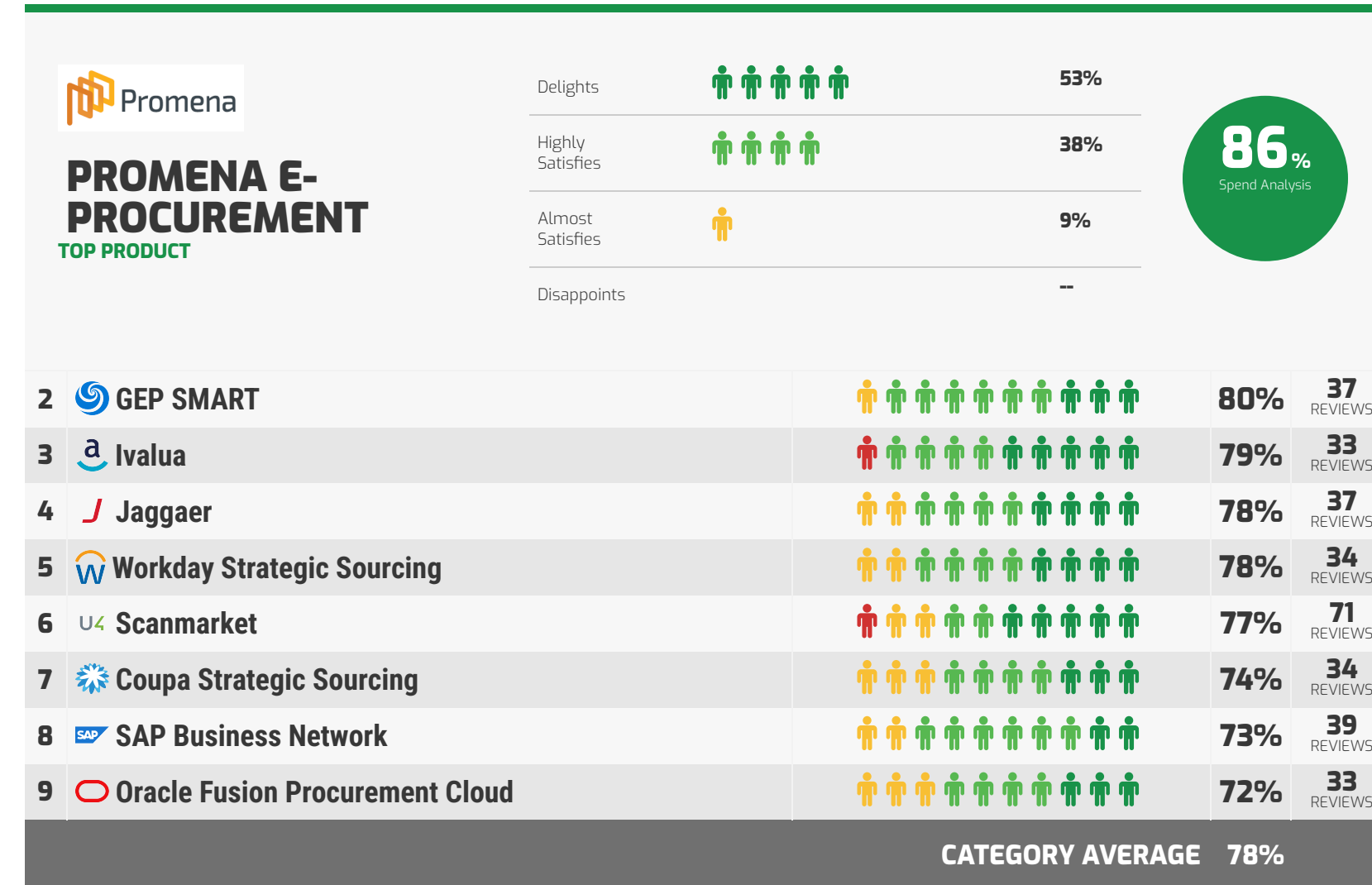
# Product Feature Satisfaction

This section provides detailed information on user satisfaction for each product feature. Use these pages to dig deeper into areas of particular interest or concern.

## Spend Analysis

### Mandatory Feature

Includes data visibility and quality, supplier ranking, and compliance and reporting.



PRODUCTS BELOW INELIGIBLE FOR AWARDS DUE TO INSUFFICIENT RECENT REVIEWS

--	Xeeva Sourcing	10 Green, 2 Yellow	86%	20 REVIEWS
--	Vortal	10 Green, 2 Yellow	76%	13 REVIEWS

# Product Feature Satisfaction

This section provides detailed information on user satisfaction for each product feature. Use these pages to dig deeper into areas of particular interest or concern.

## Supplier Management

**Mandatory Feature**

Ability to generate, sort and categorize vendor profiles and/or including supplier collaboration, quarterly Business Review Meetings, Scorecards, KPI and SLA's.



PRODUCTS BELOW INELIGIBLE FOR AWARDS DUE TO INSUFFICIENT RECENT REVIEWS

--		Xeeva Sourcing	81%	20 REVIEWS
--		Vortal	79%	13 REVIEWS

# Product Feature Satisfaction

This section provides detailed information on user satisfaction for each product feature. Use these pages to dig deeper into areas of particular interest or concern.

## Workflow Management

**Mandatory Feature**

Includes ability to support flexible and comprehensive workflow-based capabilities.

 <b>ORACLE FUSION PROCUREMENT CLOUD</b> TOP PRODUCT		Delights <b>27%</b>	
		Highly Satisfies <b>69%</b>	
		Almost Satisfies <b>3%</b>	
		Disappoints <b>--</b>	
<b>2</b>	<b>SAP Business Network</b>		<b>78%</b> <b>39</b> REVIEWS
<b>3</b>	<b>Promena e-Procurement</b>		<b>77%</b> <b>30</b> REVIEWS
<b>4</b>	<b>Workday Strategic Sourcing</b>		<b>77%</b> <b>34</b> REVIEWS
<b>5</b>	<b>Ivalua</b>		<b>77%</b> <b>33</b> REVIEWS
<b>6</b>	<b>GEP SMART</b>		<b>77%</b> <b>37</b> REVIEWS
<b>7</b>	<b>Jaggaer</b>		<b>76%</b> <b>37</b> REVIEWS
<b>8</b>	<b>Coupa Strategic Sourcing</b>		<b>75%</b> <b>34</b> REVIEWS
<b>9</b>	<b>Scanmarket</b>		<b>75%</b> <b>71</b> REVIEWS
<b>CATEGORY AVERAGE</b>			<b>77%</b>

PRODUCTS BELOW INELIGIBLE FOR AWARDS DUE TO INSUFFICIENT RECENT REVIEWS

<b>--</b>	<b>Xeeva Sourcing</b>		<b>81%</b> <b>20</b> REVIEWS
<b>--</b>	<b>Vortal</b>		<b>81%</b> <b>13</b> REVIEWS





















# Product Feature Satisfaction

This section provides detailed information on user satisfaction for each product feature. Use these pages to dig deeper into areas of particular interest or concern.

## Auction Management

Standard Feature

Includes bid management, bidder management and buyer notifications.

 <b>PROMENA E-PROCUREMENT</b> <small>TOP PRODUCT</small>		Delights  <b>61%</b>	
		Highly Satisfies  <b>39%</b>	
		Almost Satisfies <b>--</b>	
		Disappoints <b>--</b>	
<b>2</b>	 Scanmarket		<b>90%</b> <b>71</b> REVIEWS
<b>3</b>	 Oracle Fusion Procurement Cloud		<b>83%</b> <b>33</b> REVIEWS
<b>4</b>	 Ivalua		<b>78%</b> <b>33</b> REVIEWS
<b>5</b>	 Jaggaer		<b>78%</b> <b>37</b> REVIEWS
<b>6</b>	 Workday Strategic Sourcing		<b>76%</b> <b>34</b> REVIEWS
<b>7</b>	 SAP Business Network		<b>76%</b> <b>39</b> REVIEWS
<b>8</b>	 GEP SMART		<b>75%</b> <b>37</b> REVIEWS
<b>9</b>	 Coupa Strategic Sourcing		<b>70%</b> <b>34</b> REVIEWS
<b>CATEGORY AVERAGE 80%</b>			

PRODUCTS BELOW INELIGIBLE FOR AWARDS DUE TO INSUFFICIENT RECENT REVIEWS

<b>--</b>	 Xeeva Sourcing		<b>76%</b> <b>20</b> REVIEWS
<b>--</b>	 Vortal		<b>84%</b> <b>13</b> REVIEWS

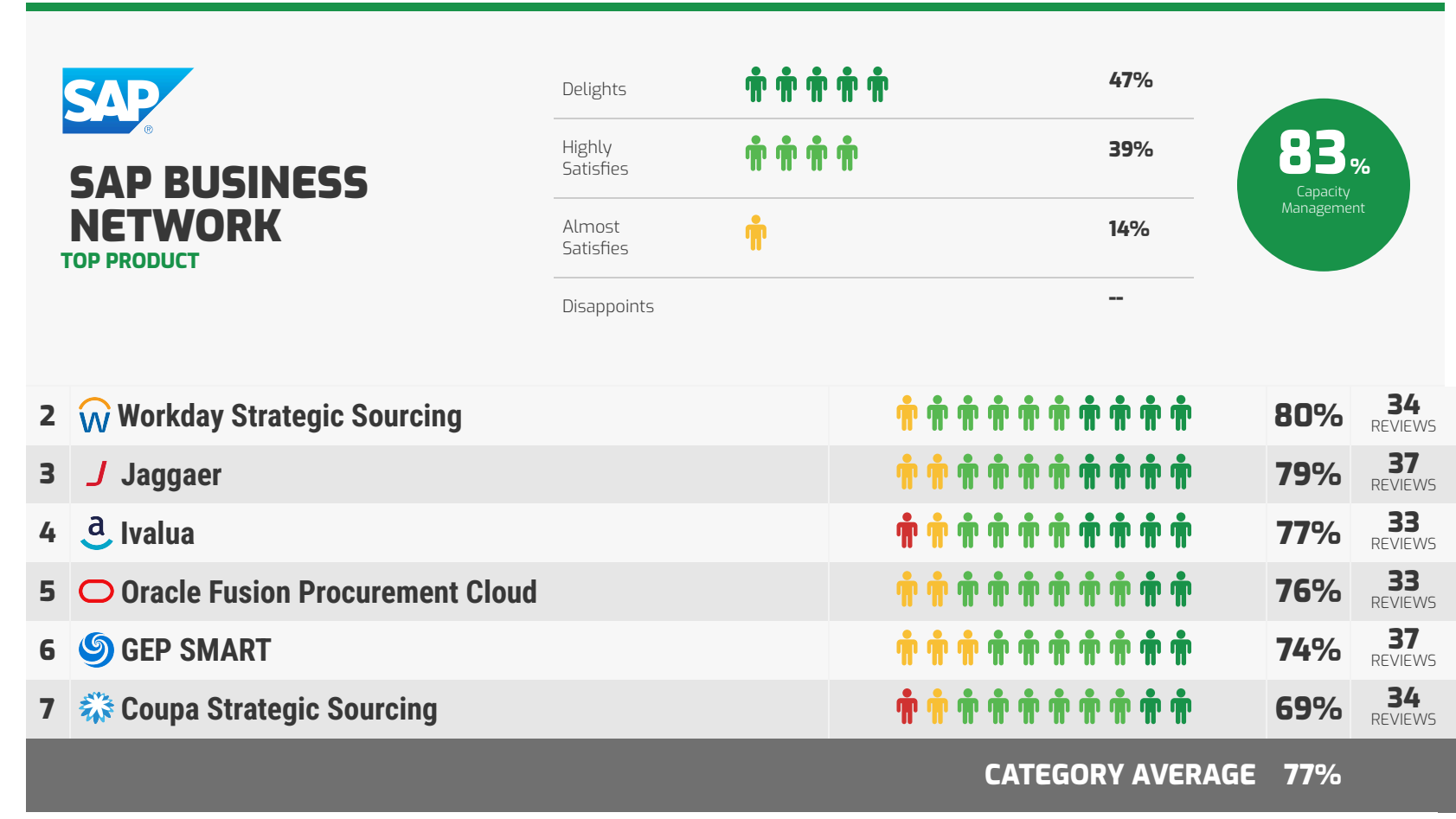
# Product Feature Satisfaction

This section provides detailed information on user satisfaction for each product feature. Use these pages to dig deeper into areas of particular interest or concern.

## Capacity Management

Standard Feature

Monitor system utilization and provide alerts when pre-defined thresholds are reached.



PRODUCTS BELOW INELIGIBLE FOR AWARDS DUE TO INSUFFICIENT RECENT REVIEWS

--	Xeeva Sourcing	69%	20
----	----------------	-----	----

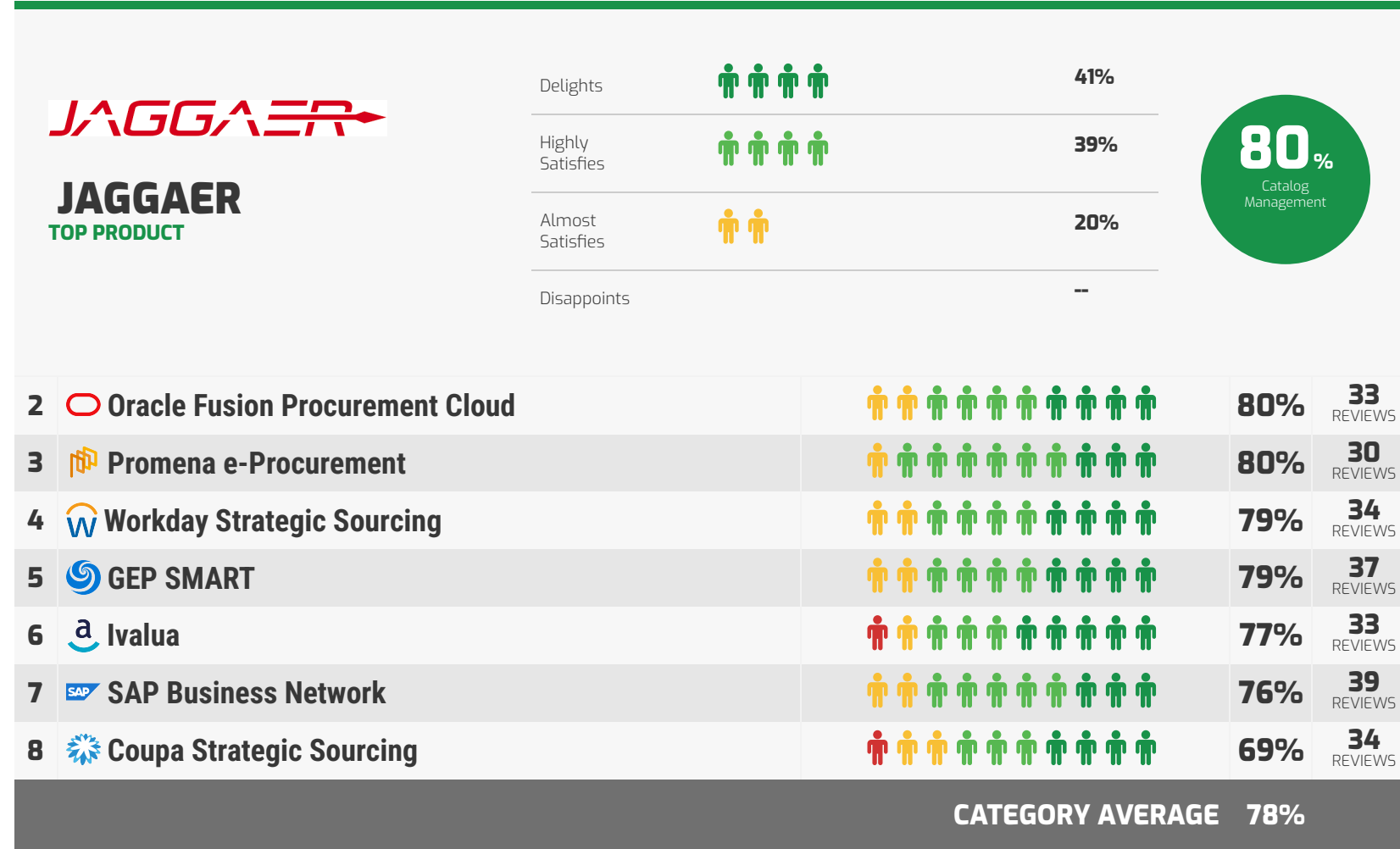
# Product Feature Satisfaction

This section provides detailed information on user satisfaction for each product feature. Use these pages to dig deeper into areas of particular interest or concern.

## Catalog Management

Standard Feature

Includes customizable shipping and payment options, product pricing, advanced catalog search, and navigation.



PRODUCTS BELOW INELIGIBLE FOR AWARDS DUE TO INSUFFICIENT RECENT REVIEWS

--	Xeeva Sourcing	79%	20 REVIEWS
--	Vortal	81%	13 REVIEWS

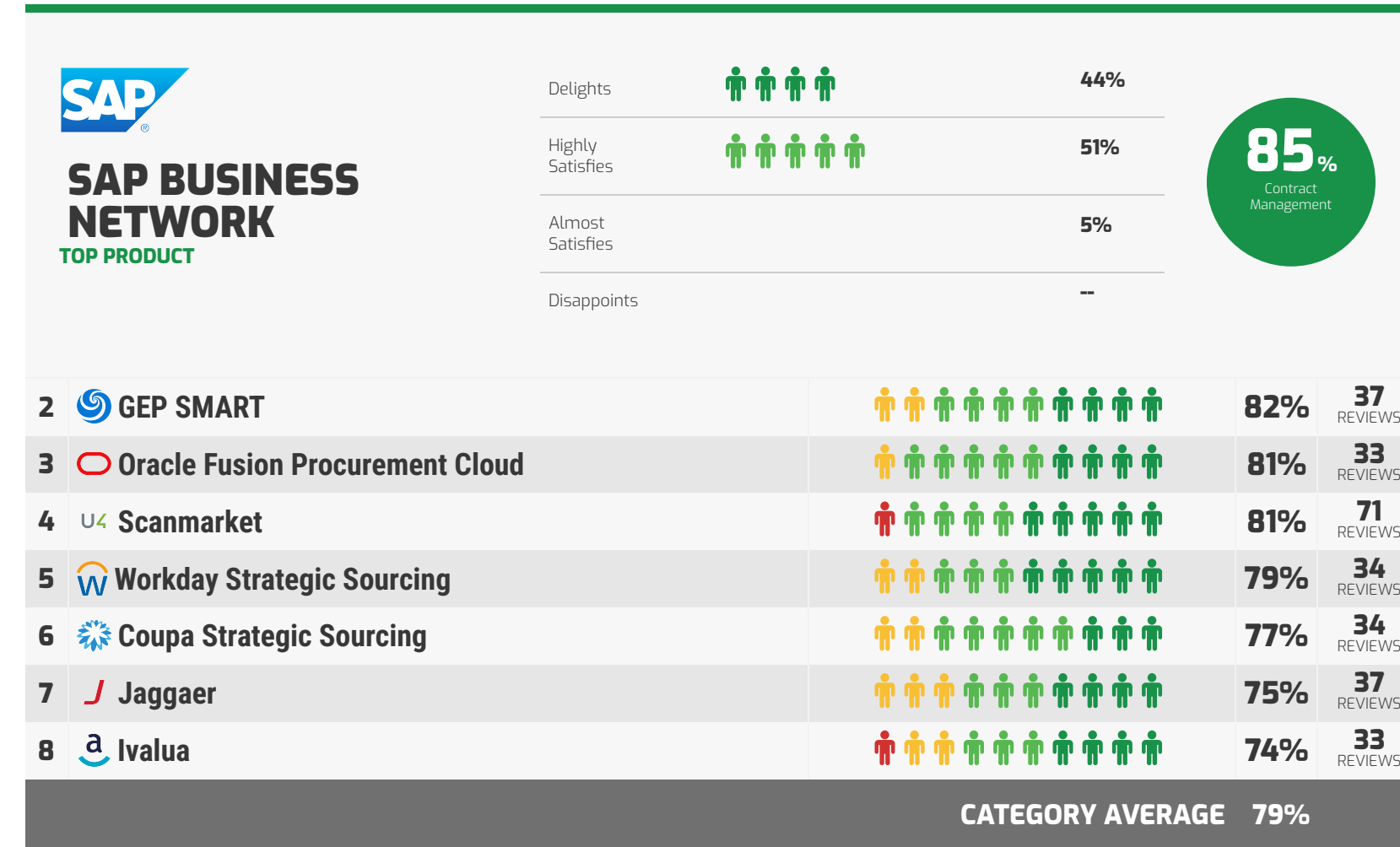
# Product Feature Satisfaction

This section provides detailed information on user satisfaction for each product feature. Use these pages to dig deeper into areas of particular interest or concern.

## Contract Management

Standard Feature

Includes contract creation, approval process, compliance management, and contract database.



PRODUCTS BELOW INELIGIBLE FOR AWARDS DUE TO INSUFFICIENT RECENT REVIEWS

--	Xeeva Sourcing	75%	20
--	Vortal	80%	13

# Product Feature Satisfaction

This section provides detailed information on user satisfaction for each product feature. Use these pages to dig deeper into areas of particular interest or concern.

## Procurement Management

Standard Feature

Includes purchasing and procurement management, as well as supplier management and optimization.

ORACLE

**ORACLE FUSION PROCUREMENT CLOUD**  
TOP PRODUCT

Delights		47%
Highly Satisfies		48%
Almost Satisfies		5%
Disappoints		--



2	Promena e-Procurement		85%	30 REVIEWS
3	SAP Business Network		83%	39 REVIEWS
4	Workday Strategic Sourcing		82%	34 REVIEWS
5	Scanmarket		81%	71 REVIEWS
6	Coupa Strategic Sourcing		80%	34 REVIEWS
7	Jaggaer		79%	37 REVIEWS
8	Ivalua		77%	33 REVIEWS
9	GEP SMART		76%	37 REVIEWS
<b>CATEGORY AVERAGE</b>			<b>81%</b>	

PRODUCTS BELOW INELIGIBLE FOR AWARDS DUE TO INSUFFICIENT RECENT REVIEWS

--	Xeeva Sourcing		87%	20 REVIEWS
--	Vortal		80%	13 REVIEWS

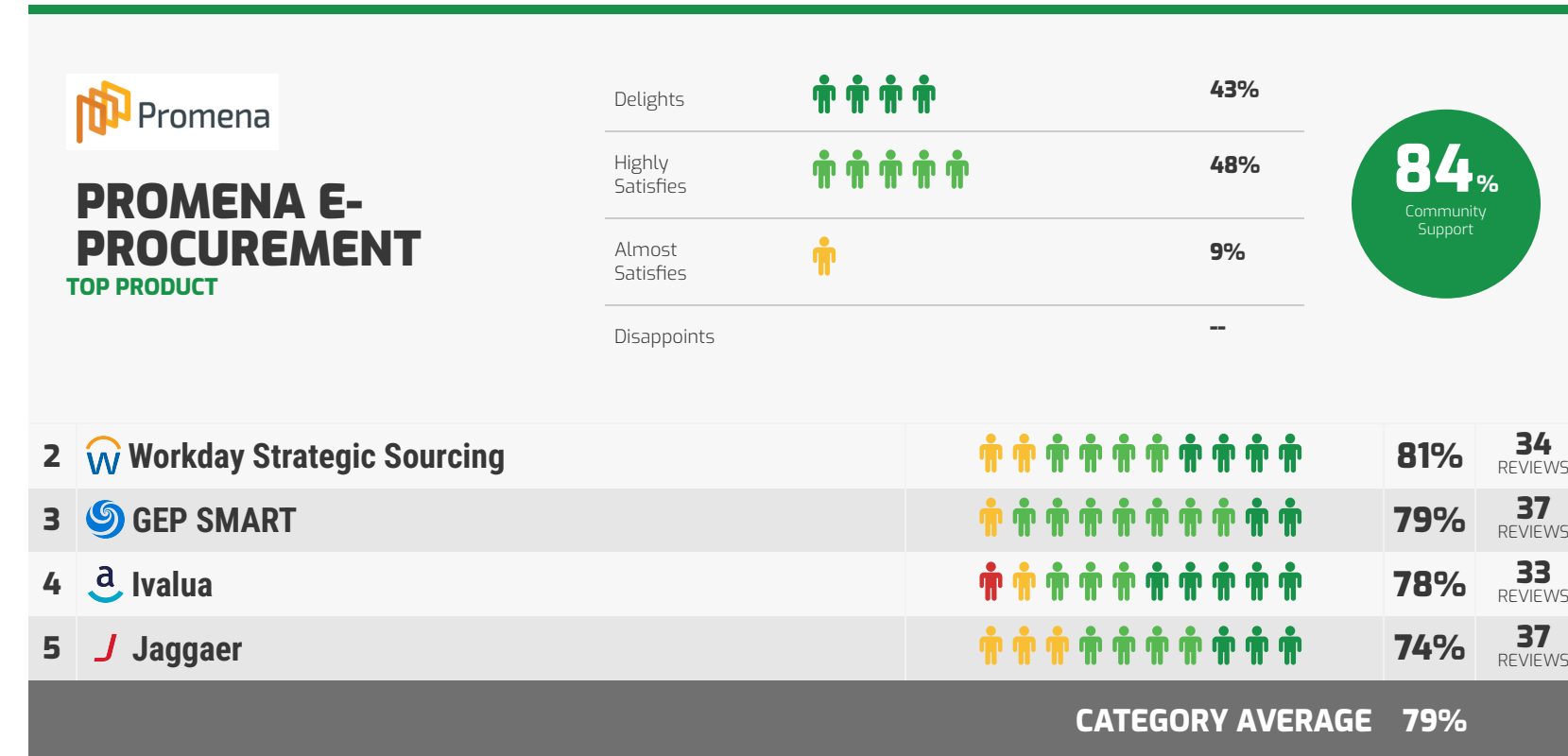
# Product Feature Satisfaction

This section provides detailed information on user satisfaction for each product feature. Use these pages to dig deeper into areas of particular interest or concern.

## Community Support

**Differentiating Feature**

Highly personal support service to both buyer and supplier communities, ensuring proposal uptake and supplier help.



PRODUCTS BELOW INELIGIBLE FOR AWARDS DUE TO INSUFFICIENT RECENT REVIEWS

--	Xeeva Sourcing	70% Highly Satisfies, 10% Almost Satisfies, 20% Disappoints	74%	20 REVIEWS
--	Vortal	100% Highly Satisfies	85%	13 REVIEWS

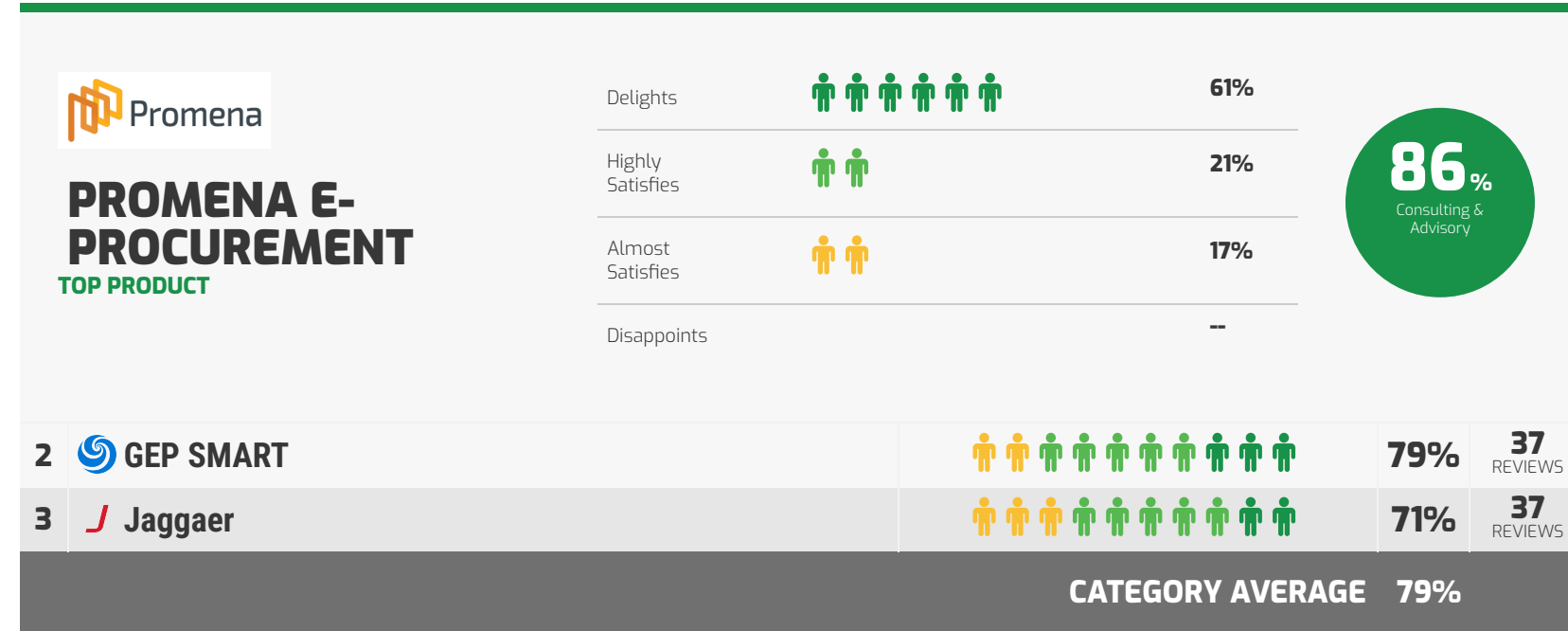
# Product Feature Satisfaction

This section provides detailed information on user satisfaction for each product feature. Use these pages to dig deeper into areas of particular interest or concern.

## Consulting & Advisory

**Differentiating Feature**

Consult and advise on procurement support, managed services, group purchasing organization (GPO) and strategic sourcing initiatives such as measurable savings.



PRODUCTS BELOW INELIGIBLE FOR AWARDS DUE TO INSUFFICIENT RECENT REVIEWS



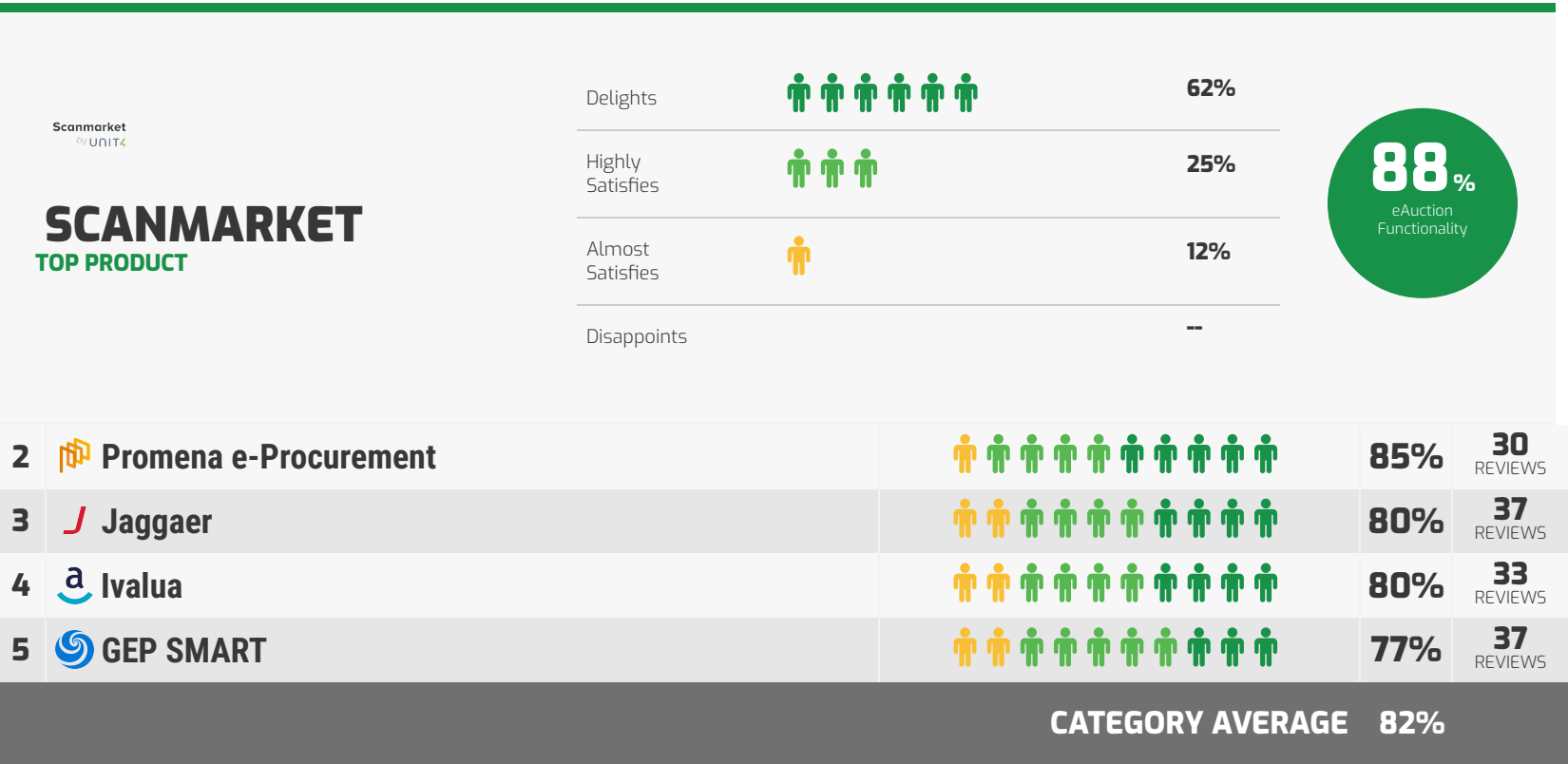
# Product Feature Satisfaction

This section provides detailed information on user satisfaction for each product feature. Use these pages to dig deeper into areas of particular interest or concern.

## eAuction Functionality

**Differentiating Feature**

The ability to provide forward, reverse, Japanese, Dutch, and English step auctions.



PRODUCTS BELOW INELIGIBLE FOR AWARDS DUE TO INSUFFICIENT RECENT REVIEWS

--	Xeeva Sourcing	77%	20
----	----------------	-----	----

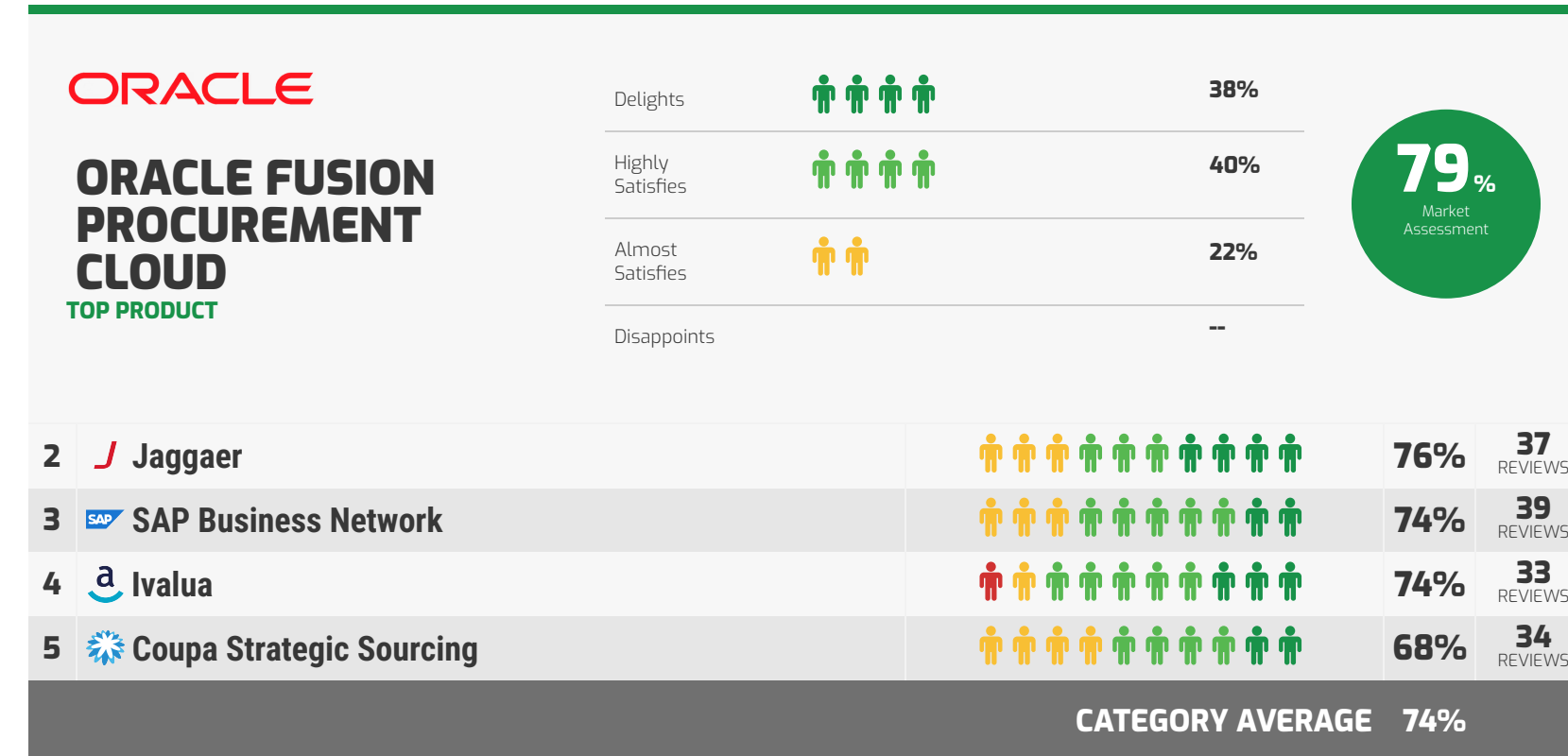
# Product Feature Satisfaction

This section provides detailed information on user satisfaction for each product feature. Use these pages to dig deeper into areas of particular interest or concern.

## Market Assessment

**Differentiating Feature**

Includes market size, trends, growth rate, and portability.



PRODUCTS BELOW INELIGIBLE FOR AWARDS DUE TO INSUFFICIENT RECENT REVIEWS

--	Xeeva Sourcing	73%	20 REVIEWS
--	Vortal	81%	13 REVIEWS